


# Palo Pinto County

Approved Budget - Fiscal Year



2  
0  
1  
2

## NOTICE TO THE PUBLIC

Notice is hereby given that the Adopted FY 2012 Palo Pinto County Budget is being filed this the 12th day of September, 2011 with the County Clerk of Palo Pinto County and is available for public inspection during office hours to any member of the public. The Adopted Budget is also available on the county's website at [www.co.palo-pinto.tx.us](http://www.co.palo-pinto.tx.us).

This budget will raise more property taxes than last year's budget by \$123,051 or 0.50% and of that amount \$122,673 is tax revenue to be raised from new property added to the tax roll this year.

**FILED**

At 2:20 O'Clock P M.

SEP 12 2011

  
\_\_\_\_\_  
Clerk of the County Court  
Palo Pinto County, Texas

By \_\_\_\_\_ Deputy

# BUDGET CERTIFICATE

BUDGET OF PALO PINTO COUNTY, TEXAS. BUDGET YEAR FROM OCTOBER 1, 2011 TO SEPTEMBER 30, 2012.

*PALO PINTO COUNTY, TEXAS  
SEPTEMBER 12, 2011*


*THE STATE OF TEXAS*

*COUNTY OF PALO PINTO*


WE, DAVID C. NICKLAS, COUNTY JUDGE; JANETTE GREEN, COUNTY CLERK; AND SHARON ALLEN, COUNTY AUDITOR; OF PALO PINTO COUNTY, TEXAS, DO HEREBY CERTIFY THAT THE ATTACHED BUDGET IS A TRUE AND CORRECT COPY OF THE BUDGET OF PALO PINTO COUNTY, TEXAS, AS PASSED AND APPROVED BY THE COMMISSIONERS' COURT ON THE 12TH DAY OF SEPTEMBER 2011, AS THE SAME APPEARS ON FILE IN THE OFFICE OF THE COUNTY CLERK OF SAID COUNTY.


  
DAVID C. NICKLAS, COUNTY JUDGE


  
JANETTE GREEN, COUNTY CLERK

  
SHARON ALLEN, COUNTY AUDITOR

SUBSCRIBED AND SWORN TO BEFORE ME, THE UNDERSIGNED AUTHORITY, THIS THE 12TH DAY OF SEPTEMBER 2011.



  
NOTARY PUBLIC, IN AND FOR PALO PINTO  
COUNTY, TEXAS

  
PRINTED OR TYPED NAME OF NOTARY

MY COMMISSION EXPIRES: 06/11/2014

## 2011 TAX RATE

The Adopted Fiscal Year 2012 Palo Pinto County Budget will allow a **1% tax rate decrease**. The budgeted expenditures over the budgeted revenues are for expenditures to be funded by committed fund balances and one-time payments to be funded by unassigned fund balance. The 2010 tax rate was \$.309500 per \$100 valuation. The 2011 tax rate will decrease to \$.306400 per \$100 valuation. The breakdown of this rate would be applied as follows:

General Fund:	.256400
Road & Bridge:	<u>.050000</u>
Maint & Operations	.306400
<b>Total Tax Rate</b>	<b>.306400</b>

PALO PINTO COUNTY  
BUDGET SUMMARY  
FISCAL YEAR 2012

<u>FUNDS</u>	<u>ESTIMATED BEGINNING FUND BALANCE</u>	<u>ESTIMATED 2012 REVENUES</u>	<u>ESTIMATED 2012 EXPENDITURES</u>
GENERAL FUND	\$ 3,950,000.00	\$ 10,378,375.00	\$ 10,535,537.00
ROAD & BRIDGE # 1	400,000.00	458,040.00	512,958.00
ROAD & BRIDGE # 2	250,000.00	927,320.00	906,630.00
ROAD & BRIDGE # 3	500,000.00	524,960.00	587,171.00
ROAD & BRIDGE # 4	325,000.00	503,550.00	597,573.00
TOTAL OPERATING FUNDS	<u>\$ 5,425,000.00</u>	<u>\$12,792,245.00</u>	<u>\$13,139,869.00</u>
COMMISSARY FUND	\$ 25,000.00	\$ 26,800.00	\$ 49,360.00
MARLOW CEMETERY TRUST	2,750.00	25.00	300.00
HOTEL/MOTEL OCCUPANCY TAX FUND	20,000.00	130,225.00	143,500.00
COUNTY CLERK PRF FUND	300,000.00	103,500.00	150,000.00
DISTRICT CLERK PRF FUND	25,000.00	9,300.00	18,000.00
PRESERVATIONS OF RECORDS FUND	88,500.00	12,850.00	88,000.00
LAW LIBRARY FUND	45,000.00	20,000.00	35,000.00
COURTHOUSE SECURITY FUND	190,000.00	27,600.00	86,525.00
JUSTICE TECHNOLOGY FUND	70,000.00	15,250.00	70,000.00
JUSTICE COURT SECURITY FUND	9,200.00	3,535.00	9,000.00
EMPLOYEE FUND	3,000.00	4,015.00	4,475.00
CAPITAL PROJECTS FUND(HAVA)	-	5,400.00	5,400.00
TOTAL SPECIAL REVENUE FUNDS	<u>\$ 778,450.00</u>	<u>\$ 358,500.00</u>	<u>\$ 659,560.00</u>
DEBT SERVICE FUND	\$ -	\$ 21,000.00	\$ 21,000.00
TOTAL DEBT SERVICE FUNDS	<u>\$ -</u>	<u>\$ 21,000.00</u>	<u>\$ 21,000.00</u>
CAPITAL PROJECTS(TX CAPITAL FUND)		\$ 14,000.00	\$ 14,000.00
CAPITAL PROJECTS FUND(DEMPSEY)	\$ 225,000.00	28,360.00	250,000.00
CAPITAL IMPROVEMENTS FUND	340,000.00	88,365.00	428,365.00
TOTAL CAPITAL PROJECTS FUNDS	<u>\$ 565,000.00</u>	<u>\$ 130,725.00</u>	<u>\$ 692,365.00</u>
TOTAL ALL FUNDS	<u><u>\$ 6,768,450.00</u></u>	<u><u>\$ 13,302,470.00</u></u>	<u><u>\$ 14,512,794.00</u></u>

**MAINTENANCE  
&  
OPERATING  
FUNDS**

ACCOUNT #	ACCOUNT NAME	REQUESTED 2012 BUDGET	APPROVED 2012 BUDGET	2011 BUDGET	**** ACTUAL **** 2011 Y-T-D PERCENT	2010 ACTUAL	2009 ACTUAL
2012 010-310-110	TAXES - GEN FUND	6715,000.00	6715,000.00	6553,500.00-	6676,201.28 101.87	5816,760.12	5454,201.56
2012 010-315-100	SALES TAXES	1400,000.00	1400,000.00	1500,000.00-	1035,248.92 69.02	1473,031.26	1716,909.97
2012 010-330-200	FEDERAL GRANT PROCEEDS	6,000.00	6,000.00	8,000.00-	6,306.00 78.83	12,709.00	8,769.00
2012 010-335-100	EMERGENCY MGMT			.00	.00 .00	.00	.00
2012 010-335-110	MIXED BEVERAGE TAX	30,000.00	30,000.00	33,000.00-	21,139.05 64.06	42,041.27	34,948.94
2012 010-335-150	CONTRACT INMATE REVENUE			.00	.00 .00	5,917.40	149,580.23
2012 010-335-190	STATE REVENUE - OTHER	130,000.00	130,000.00	155,000.00-	190,732.10 123.05	140,428.37	144,527.93
2012 010-335-195	STATE REVENUE-LEOSE			7,700.00-	7,652.56 99.38	7,662.90	7,832.41
2012 010-339-100	LAKE PATROL	35,000.00	35,000.00	35,000.00-	15,857.10 45.31	50,319.24	50,315.33
2012 010-339-200	INTERGOVERNMENTAL REVENUES			.00	.00 .00	14,723.00	N/A
2012 010-340-150	CO TREASURER	55,000.00	55,000.00	50,000.00-	44,301.03 88.60	50,023.16	56,931.80
2012 010-340-160	TIME PAYMENT (10%)	1,500.00	1,500.00	1,500.00-	1,616.80 107.79	1,462.75	2,036.63
2012 010-340-165	TIME PAYMENT (40%)	6,000.00	6,000.00	6,000.00-	6,467.25 107.79	5,851.19	8,146.52
2012 010-340-200	SHERIFFS DEPT.	13,000.00	13,000.00	13,000.00-	12,211.02 93.93	12,745.39	11,378.12
2012 010-340-210	INMATE-TELEPHONE REV	28,000.00	28,000.00	35,000.00-	24,581.38 70.23	31,926.51	48,317.17
2012 010-340-220	TRANSPORTS	8,500.00	8,500.00	7,500.00-	6,985.45 93.14	13,061.04	7,240.30
2012 010-340-300	COUNTY ATTORNEY	25.00	25.00	50.00-	17.65 35.30	36.78	404.39
2012 010-340-400	COUNTY CLERK	410,000.00	410,000.00	350,000.00-	455,821.37 130.23	325,634.11	385,161.84
2012 010-340-500	TAX ASSESSOR/COLL	600,000.00	600,000.00	640,000.00-	558,628.87 87.29	613,126.79	580,378.13
2012 010-340-580	911 OPERATIONS (REVENUE)	24,000.00	24,000.00	24,000.00-	18,163.47 75.68	34,922.45	3,566.50
2012 010-340-700	DISTRICT CLERK	265,000.00	265,000.00	255,000.00-	255,732.58 100.29	258,126.88	259,052.84
2012 010-340-801	JP #1	190,000.00	190,000.00	195,000.00-	176,337.52 90.43	208,382.53	224,936.65
2012 010-340-802	JP #2	18,000.00	18,000.00	12,000.00-	19,321.20 161.01	11,691.80	8,546.70
2012 010-340-805	JP #5	175,000.00	175,000.00	155,000.00-	141,444.62 91.25	151,085.16	209,616.14
2012 010-340-806	JP #3	45,000.00	45,000.00	50,000.00-	31,466.36 62.93	49,229.23	68,378.56
2012 010-340-808	JP #4	18,000.00	18,000.00	20,000.00-	15,389.10 76.95	19,873.50	15,410.75
2012 010-340-851	CONSTABLE #1	2,500.00	2,500.00	3,000.00-	1,895.00 63.17	2,565.00	2,660.00
2012 010-340-852	CONSTABLE #2	2,500.00	2,500.00	2,500.00-	1,599.50 63.98	2,599.00	3,085.00
2012 010-340-855	CONSTABLE #5	3,500.00	3,500.00	3,500.00-	3,302.00 94.34	3,934.50	3,159.50
2012 010-340-856	CONSTABLE #3	400.00	400.00	500.00-	75.00 15.00	360.00	515.00
2012 010-340-858	CONSTABLE #4	500.00	500.00	500.00-	490.00 98.00	285.00	255.00
2012 010-340-910	JUVENILE PROBATION	200.00	200.00	200.00-	440.00 220.00	.00	477.50
2012 010-340-920	ADULT PROBATION	1,600.00	1,600.00	1,300.00-	2,077.63 159.82	1,835.33	1,721.71
2012 010-340-950	PUBLIC WORKS	55,000.00	55,000.00	45,000.00-	40,542.00 90.09	45,430.00	52,145.00
2012 010-352-100	BOND FORFEITURES - DC	5,000.00	5,000.00	5,000.00-	13,850.41 277.01	.00	.00
2012 010-360-100	INTEREST INCOME	42,000.00	42,000.00	35,000.00-	39,457.87 112.74	38,339.27	68,216.08
2012 010-364-100	SALE OF ASSETS	5,000.00	5,000.00	5,000.00-	.00 .00	9,768.44	.00
2012 010-366-100	INMATE MEDICAL COPAY	5,500.00	5,500.00	5,500.00-	4,273.28 77.70	5,295.00	5,693.81
2012 010-370-100	RENT INCOME	7,150.00	7,150.00	7,150.00-	7,212.75 100.88	10,355.00	2,600.00
2012 010-370-496	OTHER INCOME	5,000.00	5,000.00	7,185.00-	21,164.32 294.56	38,342.64	51,218.65
2012 010-380-200	PROCEEDS FROM CAPITAL LEASE			.00	.00 .00	.00	.00
2012 010-390-100	TRF FROM - ADULT PROB.	15,000.00	15,000.00	15,000.00-	13,446.51 89.64	12,184.28	18,200.00
2012 010-390-200	TRF FROM - JUV PROB	29,500.00	29,500.00	29,600.00-	28,002.05 94.60	29,236.03	27,778.65
2012 010-390-300	TRF FROM DISTRICT ATTORNEY			.00	.00 .00	.00	.00
2012 010-395-100	TRANSFER FROM OTHER FUNDS	25,000.00	25,000.00	104,000.00-	4,000.00 3.85	.00	.00
2012 010-395-200	TRANSFER IN FROM I & S			38,000.00-	40,681.71 107.06	N/A	N/A
2012 010-399-999	TOTAL REVENUE *****	10378,375.00	10378,375.00	10414,185.00-	9944,132.71 95.49	9551,301.32	9694,314.31
2012 010-401-	--COMMISSIONER'S COURT-----			.00	.00 .00	.00	.00
2012 010-401-104	SALARIES - EMPLOYEES/COMM CR	32,989.00	32,989.00	32,071.70	28,999.68 90.42	32,071.68	31,948.80
2012 010-401-201	SOCIAL SECURITY	2,700.00	2,700.00	2,625.00	2,137.47 81.43	2,437.42	2,341.93
2012 010-401-203	TCDRS/DEATH BENEFITS	3,970.00	3,970.00	3,810.00	3,512.19 92.18	3,950.79	3,624.84
2012 010-401-210	LONGEVITY	2,288.00	2,288.00	2,184.00	2,184.00 100.00	2,080.00	1,976.00
2012 010-401-310	STATIONERY/PRINTING	200.00	200.00	200.00	114.50 57.25	35.50	45.00
2012 010-401-325	COMPUTER SUPPLIES			.00	.00 .00	.00	.00
2012 010-401-331	COPY SUPPLIES	100.00	100.00	100.00	66.94 66.94	21.98	72.70

ACCOUNT #	ACCOUNT NAME	REQUESTED 2012 BUDGET	APPROVED 2012 BUDGET	2011 BUDGET	**** ACTUAL **** 2011 Y-T-D PERCENT	2010 ACTUAL	2009 ACTUAL
2012 010-401-345	GENERAL SUPPLIES	400.00	400.00	400.00	337.35 84.34	398.59	407.44
2012 010-401-427	REQUIRED EDUCATION	1,000.00	1,000.00	2,000.00	.00 .00	1,810.78	864.73
2012 010-401-575	OFFICE FURN/EQUIP-MINOR PURC			.00	.00 .00	.00	.00
2012 010-401-998	COMMISSIONERS CRT EXPENDITUR	43,647.00	43,647.00	43,390.70	37,352.13 86.08	42,806.74	41,281.44
2012 010-403-	--COUNTY CLERK-----			.00	.00 .00	.00	.00
2012 010-403-101	SALARY-CO CLERK	50,976.00	50,976.00	50,976.00	46,466.46 91.15	50,975.86	50,975.86
2012 010-403-104	SALARIES - EMPLOYEES CO CLRK	160,951.00	160,951.00	189,753.00	165,631.06 87.29	187,206.84	187,033.60
2012 010-403-201	SOCIAL SECURITY	16,520.00	16,520.00	18,990.00	16,138.13 84.98	18,521.46	17,915.62
2012 010-403-203	TCDRS/DEATH BENEFITS	24,260.00	24,260.00	27,500.00	24,680.58 89.75	28,340.44	26,191.79
2012 010-403-210	LONGEVITY	3,952.00	3,952.00	7,176.00	7,056.00 98.33	6,448.00	5,720.00
2012 010-403-310	STATIONERY/PRINTING	5,000.00	5,000.00	6,400.00	5,700.03 89.06	3,990.52	5,528.69
2012 010-403-325	COMPUTER SUPPLIES	1,000.00	1,000.00	1,000.00	955.76 95.58	1,525.40	517.24
2012 010-403-331	COPY SUPPLIES	1,000.00	1,000.00	1,350.00	718.88 53.25	749.46	1,391.17
2012 010-403-345	GENERAL SUPPLIES	2,000.00	2,000.00	3,600.00	2,930.88 81.41	1,730.73	636.39
2012 010-403-347	MH/MR SUPPLIES			.00	.00 .00	.00	.00
2012 010-403-427	REQUIRED EDUCATION	3,000.00	3,000.00	6,950.00	6,927.98 99.68	6,221.23	5,730.70
2012 010-403-572	OFFICE MACH/EQUIP-MINOR PURC	2,000.00	2,000.00	11,225.00	11,166.74 99.48	.00	50.74
2012 010-403-575	OFFICE FURN - MINOR PURCHASE	1,500.00	1,500.00	.00	.00 .00	160.93	.00
2012 010-403-998	COUNTY CLERK EXPENDITURES	272,159.00	272,159.00	324,920.00	288,372.50 88.75	305,870.87	301,691.80
2012 010-405-	--VETERAN'S ADMINISTRATION--			.00	.00 .00	.00	.00
2012 010-405-101	SALARY - V.A.	6,869.00	6,869.00	6,868.16	5,943.60 86.54	7,053.07	6,471.92
2012 010-405-104	SALARIES - EMPLOYEES V.A.	31,658.00	31,658.00	30,735.40	27,791.36 90.42	30,735.36	30,617.60
2012 010-405-201	SOCIAL SECURITY	3,060.00	3,060.00	2,985.00	2,549.02 85.39	2,914.41	2,781.03
2012 010-405-203	TCDRS/DEATH BENEFITS	4,495.00	4,495.00	4,325.00	3,959.49 91.55	4,497.76	4,124.96
2012 010-405-210	LONGEVITY	1,456.00	1,456.00	1,352.00	1,248.00 92.31	1,248.00	1,144.00
2012 010-405-310	STATIONERY/PRINTING	100.00	100.00	100.00	.00 .00	778.02	92.64
2012 010-405-331	COPY SUPPLIES	100.00	100.00	100.00	27.88 27.88	54.96	91.68
2012 010-405-345	GENERAL SUPPLIES	500.00	500.00	500.00	63.16 12.63	454.23	538.73
2012 010-405-427	REQUIRED EDUCATION	1,000.00	1,000.00	1,000.00	.00 .00	807.00	567.20
2012 010-405-572	OFFICE MACH/EQUIP-MINOR PURC			.00	.00 .00	.00	.00
2012 010-405-998	VETERANS ADMN EXPENDITURES	49,238.00	49,238.00	47,965.56	41,582.51 86.69	48,542.81	46,429.76
2012 010-406-	--EMERG MGMT/FIRE MARSHAL---			.00	.00 .00	.00	.00
2012 010-406-101	SALARY-EMER MGMT\FIRE MARSHA	43,933.00	43,933.00	43,933.00	39,877.63 90.77	37,969.71	43,932.98
2012 010-406-201	SOCIAL SECURITY	3,380.00	3,380.00	3,375.00	3,110.49 92.16	2,959.12	3,279.97
2012 010-406-203	TCDRS/DEATH BENEFITS	4,965.00	4,965.00	4,890.00	4,505.91 92.15	4,220.71	4,764.33
2012 010-406-210	LONGEVITY	208.00	208.00	104.00	96.00 92.31	416.00	312.00
2012 010-406-325	COMPUTER SUPPLIES/SOFTWARE	1,500.00	1,500.00	3,000.00	.00 .00	2,832.48	N/A
2012 010-406-345	GENERAL SUPPLIES	4,500.00	4,500.00	5,000.00	1,624.87 32.50	4,467.97	3,888.28
2012 010-406-351	REPAIR/MAINT	4,500.00	4,500.00	5,000.00	3,297.84 65.96	8,694.63	N/A
2012 010-406-354	CAR MAINT	5,000.00	5,000.00	6,000.00	4,537.33 75.62	7,029.00	7,801.15
2012 010-406-427	REQUIRED EDUCATION	2,500.00	2,500.00	2,500.00	.00 .00	2,293.36	2,189.24
2012 010-406-470	EMERGENCY AID			.00	.00 .00	.00	.00
2012 010-406-496	OTHER EXPENSES			.00	.00 .00	.00	14,941.51
2012 010-406-576	MACH/EQUIP-MINOR PURCHASE	1,000.00	1,000.00	1,500.00	.00 .00	4,021.72	N/A
2012 010-406-580	CAPITAL/VEHICLE			.00	.00 .00	.00	.00
2012 010-406-998	EMERGENCY MGMT EXPENDITURES	71,486.00	71,486.00	75,302.00	57,050.07 75.76	74,904.70	81,109.46
2012 010-407-	--PUBLIC WORKS-----			.00	.00 .00	.00	.00
2012 010-407-101	SALARY - DIRECTOR	43,933.00	43,933.00	43,933.00	40,046.60 91.15	43,932.98	43,932.98
2012 010-407-102	SALARIES - EMPLOYEES - GG	67,746.00	67,746.00	65,918.20	59,604.16 90.42	65,918.16	65,665.60
2012 010-407-103	SALARIES - EMPLOYEES - 911	32,324.00	32,324.00	31,403.55	28,395.52 90.42	28,810.83	31,283.20
2012 010-407-104	SALARIES - EMPLOYEES	33,696.00	33,696.00	32,781.60	29,641.60 90.42	32,781.60	32,656.00
2012 010-407-107	TEMPORARY/PART TIME			.00	.00 .00	.00	.00
2012 010-407-201	SOCIAL SECURITY	14,110.00	14,110.00	13,790.00	11,737.48 85.12	13,214.93	13,154.59



ACCOUNT #	ACCOUNT NAME	REQUESTED 2012 BUDGET	APPROVED 2012 BUDGET	2011 BUDGET	**** ACTUAL **** 2011 Y-T-D PERCENT	2010 ACTUAL	2009 ACTUAL
2012 010-407-203	TCDRS/DEATH BENEFITS	20,710.00	20,710.00	19,965.00	18,407.78 92.20	20,548.36	19,309.81
2012 010-407-210	LONGEVITY	6,552.00	6,552.00	6,032.00	5,856.00 97.08	5,512.00	6,240.00
2012 010-407-310	STATIONERY/PRINTING	300.00	300.00	300.00	.00 .00	219.30	306.25
2012 010-407-324	COMPUTER SUPPLIES/MAINT-911	1,000.00	1,000.00	1,000.00	541.00 54.10	1,331.75	2,730.42
2012 010-407-325	COMPUTER SUPPLIES			.00	.00 .00	.00	.00
2012 010-407-331	COPY SUPPLIES	500.00	500.00	500.00	129.92 25.98	26.98	.00
2012 010-407-344	GENERAL SUPPLIES - 911	1,500.00	1,500.00	1,500.00	.00 .00	258.65	1,437.00
2012 010-407-345	GENERAL SUPPLIES	12,500.00	12,500.00	12,500.00	7,297.94 58.38	12,828.21	13,239.81
2012 010-407-346	911 SIGNS	2,500.00	2,500.00	2,500.00	.00 .00	2,099.76	1,933.17
2012 010-407-350	RENOVATIONS - BLDGS	15,000.00	15,000.00	9,300.00	7,475.11 80.38	12,934.67	26,640.22
2012 010-407-351	MAINTENANCE - EQUIPMENT	4,000.00	4,000.00	4,000.00	973.08 24.33	3,824.74	5,623.50
2012 010-407-352	REP/MAINT - CO BLDGS	30,000.00	30,000.00	38,000.00	21,233.57 55.88	34,672.84	52,689.10
2012 010-407-353	REP/MAINT - SEWAGE PLANT	20,000.00	20,000.00	20,000.00	6,373.49 31.87	18,289.15	15,857.23
2012 010-407-358	CAR MAINT	8,000.00	8,000.00	8,000.00	6,174.48 77.18	6,000.25	7,015.78
2012 010-407-427	REQUIRED EDUCATION/TRAINING	1,500.00	1,500.00	1,800.00	1,428.00 79.33	392.00	1,301.32
2012 010-407-429	IN-CO. TRAVEL/TRAINING-911	500.00	500.00	1,700.00	146.50 8.62	1,478.00	142.92
2012 010-407-533	CAPITAL/BUILDING			.00	.00 .00	.00	.00
2012 010-407-572	MACH/EQUIP - MINOR PURCHASE			700.00	677.87 96.84	.00	3,306.07
2012 010-407-575	OFFICE FURN - MINOR PURCHASE			500.00	487.81 97.56	.00	.00
2012 010-407-576	MACH/EQUIP(MINOR PUR) - 911			.00	.00 .00	.00	5,000.00
2012 010-407-580	CAPITAL/VEHICLE			.00	.00 .00	.00	.00
2012 010-407-585	CAPITAL MACH/EQUIP			.00	.00 .00	9,065.00	.00
2012 010-407-998	PUBLIC WORKS EXPENDITURES	316,371.00	316,371.00	316,123.35	246,627.91 78.02	314,140.16	349,464.97
2012 010-408-	--COUNTY EXTENSION SERVICE--			.00	.00 .00	.00	.00
2012 010-408-104	SALARIES - CO.EXTENSION	60,796.00	60,796.00	59,873.40	54,239.41 90.59	59,985.11	59,755.28
2012 010-408-201	SOCIAL SECURITY	5,000.00	5,000.00	4,925.00	4,523.82 91.85	4,924.05	4,819.40
2012 010-408-203	TCDRS/DEATH BENEFITS	3,610.00	3,610.00	3,450.00	3,167.58 91.81	3,582.94	3,311.58
2012 010-408-210	LONGEVITY	3,640.00	3,640.00	3,328.00	3,328.00 100.00	3,016.00	2,704.00
2012 010-408-310	STATIONERY/PRINTING	200.00	200.00	100.00	75.00 75.00	.00	65.00
2012 010-408-325	COMPUTER SUPPLIES	500.00	500.00	500.00	483.73 96.75	481.37	396.47
2012 010-408-331	COPY SUPPLIES	500.00	500.00	600.00	595.98 99.33	465.97	487.14
2012 010-408-345	GENERAL SUPPLIES	1,000.00	1,000.00	600.00	393.57 65.60	458.73	770.39
2012 010-408-348	DEMONSTRATION SUPPLIES	600.00	600.00	600.00	421.31 70.22	587.52	1,298.23
2012 010-408-354	CAR MAINT	6,500.00	6,500.00	6,900.00	6,060.64 87.84	7,344.06	5,201.36
2012 010-408-427	REQUIRED EDUCATION	6,000.00	6,000.00	6,000.00	5,863.18 97.72	6,456.97	6,143.38
2012 010-408-572	OFFICE MACH/EQUIP-MINOR PURC	600.00	600.00	900.00	893.99 99.33	907.45	1,809.00
2012 010-408-575	OFFICE FURN - MINOR PURCHASE	150.00	150.00	50.00	.00 .00	.00	.00
2012 010-408-580	CAPITAL/VEHICLE			.00	.00 .00	.00	19,008.99
2012 010-408-998	CO EXTENSION EXPENDITURES	89,096.00	89,096.00	87,826.40	80,046.21 91.14	88,210.17	105,770.22
2012 010-426-	--COUNTY COURT-----			.00	.00 .00	.00	.00
2012 010-426-101	SALARY - CO JUDGE	55,986.00	55,986.00	55,986.00	51,033.21 91.15	55,985.80	55,985.80
2012 010-426-104	SALARIES - EMPLOYEES CO CRT	32,989.00	32,989.00	32,071.70	28,999.68 90.42	32,071.68	103,992.47
2012 010-426-150	STATE SUPPLEMENT	15,000.00	15,000.00	15,000.00	15,000.00 100.00	15,000.00	15,000.00
2012 010-426-201	SOCIAL SECURITY	8,160.00	8,160.00	8,100.00	7,380.63 91.12	8,258.27	13,321.31
2012 010-426-203	TCDRS/DEATH BENEFITS	11,950.00	11,950.00	11,725.00	10,949.91 93.39	12,170.19	19,251.11
2012 010-426-210	LONGEVITY	2,288.00	2,288.00	2,600.00	2,600.00 100.00	2,392.00	3,232.00
2012 010-426-310	STATIONERY/PRINTING	500.00	500.00	300.00	300.00 100.00	286.00	191.75
2012 010-426-325	COMPUTER SUPPLIES	300.00	300.00	400.00	222.65 55.66	457.68	500.00
2012 010-426-331	COPY SUPPLIES	100.00	100.00	100.00	55.76 55.76	54.96	58.34
2012 010-426-345	GENERAL SUPPLIES	250.00	250.00	400.00	184.04 46.01	178.72	93.44
2012 010-426-411	JURY EXPENSE-CO.CRT	500.00	500.00	.00	.00 .00	732.00	174.00
2012 010-426-412	COURT REPORTER - CO.CRT	3,000.00	3,000.00	2,400.00	2,146.68 89.45	2,462.24	3,021.68
2012 010-426-413	INTERPRETER - CO.CRT	100.00	100.00	100.00	.00 .00	.00	.00
2012 010-426-414	SPECIAL FEES/EXP. CO.CRT	15,000.00	15,000.00	18,500.00	16,470.20 89.03	13,242.35	19,054.20
2012 010-426-415	APPOINTED ATTY'S - CO.CRT	10,000.00	10,000.00	9,500.00	9,250.00 97.37	8,775.00	11,475.00

ACCOUNT #	ACCOUNT NAME	REQUESTED 2012 BUDGET	APPROVED 2012 BUDGET	2011 BUDGET	**** ACTUAL ****  2011 Y-T-D PERCENT	2010 ACTUAL	2009 ACTUAL
2012 010-426-427	REQUIRED EDUCATION	1,000.00	1,000.00	1,950.00	1,911.20 98.01	115.10	300.00
2012 010-426-575	OFFICE FURN/EQUIP-MINOR PUR	250.00	250.00	250.00	.00 .00	297.82	.00
2012 010-426-998	COUNTY COURT EXPENDITURES	157,373.00	157,373.00	159,382.70	146,503.96 91.92	152,479.81	245,651.10
2012 010-435-	--29TH DISTRICT COURT-----			.00	.00 .00	.00	.00
2012 010-435-104	SALARIES-EMPLOYEES DIST CRT	105,924.00	105,924.00	104,020.00	88,831.15 85.40	104,019.28	103,842.96
2012 010-435-107	TEMPORARY/PART TIME	2,000.00	2,000.00	2,000.00	1,560.10 78.01	1,799.04	1,948.96
2012 010-435-150	COUNTY SUPPLEMENT - DJ	7,500.00	7,500.00	7,500.00	7,500.00 100.00	7,500.00	7,500.00
2012 010-435-201	SOCIAL SECURITY	8,935.00	8,935.00	8,765.00	7,543.98 86.07	8,815.06	8,569.90
2012 010-435-203	TCDRS/DEATH BENEFITS	13,100.00	13,100.00	12,700.00	11,143.23 87.74	13,218.06	12,275.00
2012 010-435-210	LONGEVITY	1,144.00	1,144.00	936.00	936.00 100.00	728.00	520.00
2012 010-435-310	STATIONERY/PRINTING	750.00	750.00	750.00	236.50 31.53	97.00	430.00
2012 010-435-325	COMPUTER SUPPLIES	500.00	500.00	500.00	485.86 97.17	308.87	468.85
2012 010-435-345	GENERAL SUPPLIES	1,000.00	1,000.00	1,000.00	529.76 52.98	594.01	822.59
2012 010-435-411	JURY EXPENSE - DIST CRT	25,000.00	25,000.00	26,000.00	21,954.00 84.44	26,546.00	25,996.00
2012 010-435-412	STMT OF FACTS - INDIGENT	25,000.00	25,000.00	28,300.00	26,856.66 94.90	21,624.95	10,128.05
2012 010-435-413	INTERPRETER - DIST CRT	700.00	700.00	700.00	125.00 17.86	50.00	350.00
2012 010-435-414	SPECIAL FEES/EXPENSES DIST C	4,000.00	4,000.00	2,000.00	549.53 27.48	23,856.31	2,733.37
2012 010-435-415	APPT ATTY/PUBLIC DEFENDER	105,000.00	105,000.00	95,000.00	79,361.95 83.54	185,543.79	95,227.96
2012 010-435-416	ATTORNEY AD LITEM(CPS)	30,000.00	30,000.00	38,000.00	33,950.00 89.34	36,171.98	26,876.47
2012 010-435-427	REQUIRED EDUCATION	2,500.00	2,500.00	2,500.00	1,329.60 53.18	3,431.17	2,211.55
2012 010-435-572	OFFICE FURN/EQUIP-MINOR PURC	500.00	500.00	500.00	.00 .00	319.17	1,438.69
2012 010-435-998	29TH DIST.CRT EXPENDITURES	333,553.00	333,553.00	331,171.00	282,893.32 85.42	434,622.69	301,340.35
2012 010-450-	--DISTRICT CLERK-----			.00	.00 .00	.00	.00
2012 010-450-101	SALARY - DISTRICT CLERK	50,976.00	50,976.00	50,976.00	46,466.46 91.15	50,975.86	50,975.86
2012 010-450-104	SALARIES - EMPLOYEES DST CLK	96,304.00	96,304.00	93,542.40	82,589.54 88.29	94,039.46	123,476.44
2012 010-450-107	TEMPORARY/PART TIME			.00	.00 .00	.00	.00
2012 010-450-201	SOCIAL SECURITY	11,445.00	11,445.00	11,250.00	9,539.10 84.79	11,245.72	13,056.45
2012 010-450-203	TCDRS/DEATH BENEFITS	16,800.00	16,800.00	16,310.00	14,808.03 90.79	17,210.38	18,979.19
2012 010-450-210	LONGEVITY	2,184.00	2,184.00	2,496.00	2,496.00 100.00	2,080.00	1,768.00
2012 010-450-310	STATIONERY/PRINTING	1,000.00	1,000.00	1,000.00	1,241.76 124.18	1,190.37	779.63
2012 010-450-325	COMPUTER SUPPLIES	500.00	500.00	800.00	575.40 71.93	494.00	417.83
2012 010-450-331	COPY SUPPLIES	700.00	700.00	700.00	418.20 59.74	533.67	528.64
2012 010-450-345	GENERAL SUPPLIES	3,000.00	3,000.00	3,000.00	2,730.59 91.02	2,183.32	1,628.29
2012 010-450-427	REQUIRED EDUCATION	3,000.00	3,000.00	3,000.00	1,054.90 35.16	748.74	4,459.01
2012 010-450-572	OFFICE MACH/EQUIP-MINOR PUR	500.00	500.00	200.00	.00 .00	.00	.00
2012 010-450-575	OFFICE FURN - MINOR PURCHASE	1,000.00	1,000.00	1,000.00	.00 .00	.00	.00
2012 010-450-998	DIST CLERK EXPENDITURES	187,409.00	187,409.00	184,274.40	161,919.98 87.87	180,701.52	216,069.34
2012 010-455-	--JUSTICE OF PEACE #1-----			.00	.00 .00	.00	.00
2012 010-455-101	SALARY - J.P. #1	46,837.00	46,837.00	46,837.00	42,693.65 91.15	46,836.92	46,836.92
2012 010-455-104	SALARIES - EMPLOYEES JP#1	31,658.00	31,658.00	30,735.40	27,791.36 90.42	30,735.36	30,617.60
2012 010-455-107	TEMPORARY/PART TIME	17,745.00	17,745.00	17,095.00	13,912.69 81.38	15,002.83	11,854.72
2012 010-455-201	SOCIAL SECURITY	7,695.00	7,695.00	7,560.00	6,494.04 85.90	7,264.55	6,754.57
2012 010-455-203	TCDRS/DEATH BENEFITS	11,300.00	11,300.00	10,950.00	9,954.32 90.91	11,165.58	9,961.09
2012 010-455-210	LONGEVITY	4,264.00	4,264.00	4,056.00	4,056.00 100.00	3,848.00	3,640.00
2012 010-455-310	STATIONERY/PRINTING	750.00	750.00	800.00	655.00 81.88	267.82	642.95
2012 010-455-325	COMPUTER SUPPLIES	200.00	200.00	400.00	156.23 39.06	.00	287.66
2012 010-455-331	COPY SUPPLIES	250.00	250.00	250.00	111.52 44.61	53.96	139.98
2012 010-455-345	GENERAL SUPPLIES	500.00	500.00	600.00	110.20 18.37	505.45	135.05
2012 010-455-411	JURY EXP--J P #1	700.00	700.00	700.00	264.00 37.71	498.00	246.00
2012 010-455-412	CRT REPORTER JP#1			.00	.00 .00	.00	.00
2012 010-455-414	SPECIAL FEES/EXP. JP#1			.00	.00 .00	.00	.00
2012 010-455-415	APPOINTED ATTY'S JP#1			.00	.00 .00	.00	.00
2012 010-455-427	REQUIRED EDUCATION	2,000.00	2,000.00	2,000.00	1,128.80 56.44	1,273.99	1,468.54
2012 010-455-572	OFFICE MACH/EQUIP-MINOR PUR			.00	.00 .00	.00	.00
2012 010-455-998	J P #1 EXPENDITURES	123,899.00	123,899.00	121,983.40	107,327.81 87.99	117,452.46	112,585.08

ACCOUNT #	ACCOUNT NAME	REQUESTED 2012 BUDGET	APPROVED 2012 BUDGET	2011 BUDGET	**** ACTUAL ****  2011 Y-T-D PERCENT	2010 ACTUAL	2009 ACTUAL
2012 010-456-	--JUSTICE OF PEACE #2-----			.00	.00 .00	.00	.00
2012 010-456-101	SALARY - J.P. #2	31,180.00	31,180.00	31,180.00	28,421.75 91.15	31,179.98	31,179.98
2012 010-456-201	SOCIAL SECURITY	2,400.00	2,400.00	2,550.00	2,162.34 84.80	2,469.02	2,369.33
2012 010-456-203	TCDRS/DEATH BENEFITS	3,520.00	3,520.00	3,695.00	3,421.98 92.61	3,849.82	3,532.52
2012 010-456-210	LONGEVITY	104.00	104.00	2,080.00	2,080.00 100.00	1,976.00	1,872.00
2012 010-456-310	STATIONERY/PRINTING	300.00	300.00	550.00	328.43 59.71	.00	.00
2012 010-456-325	COMPUTER SUPPLIES	250.00	250.00	250.00	25.97 10.39	124.97	30.41
2012 010-456-345	GENERAL SUPPLIES	350.00	350.00	350.00	149.31 42.66	35.88	165.95
2012 010-456-411	JURY EXP. JP#2			.00	.00 .00	.00	.00
2012 010-456-414	SPECIAL FEES/EXP JP#2			.00	.00 .00	.00	.00
2012 010-456-427	REQUIRED EDUCATION	2,000.00	2,000.00	2,750.00	2,334.92 84.91	1,161.70	1,220.05
2012 010-456-572	OFFICE MACH/EQUIP-MINOR PUR	300.00	300.00	600.00	.00 .00	.00	.00
2012 010-456-575	OFFICE FURN - MINOR PURCHASE	250.00	250.00	500.00	287.98 57.60	.00	.00
2012 010-456-998	J P #2 EXPENDITURES	40,654.00	40,654.00	44,505.00	39,212.68 88.11	40,797.37	40,370.24
2012 010-457-	--JUSTICE OF PEACE #5-----			.00	.00 .00	.00	.00
2012 010-457-101	SALARY - J.P.#5	46,837.00	46,837.00	46,837.00	42,693.65 91.15	46,836.92	46,836.92
2012 010-457-104	SALARIES - EMPLOYEES JP#5	62,192.00	62,192.00	60,343.20	52,817.14 87.53	60,343.20	60,112.00
2012 010-457-107	TEMPORARY/PART TIME			.00	.00 .00	.00	.00
2012 010-457-201	SOCIAL SECURITY	8,490.00	8,490.00	8,410.00	7,107.92 84.52	8,065.83	7,781.32
2012 010-457-203	TCDRS/DEATH BENEFITS	12,455.00	12,455.00	12,175.00	11,029.09 90.59	12,691.49	11,726.36
2012 010-457-210	LONGEVITY	1,768.00	1,768.00	2,600.00	2,512.00 96.62	2,288.00	1,976.00
2012 010-457-310	STATIONERY/PRINTING	1,100.00	1,100.00	850.00	588.36 69.22	938.68	560.35
2012 010-457-325	COMPUTER SUPPLIES	500.00	500.00	500.00	475.41 95.08	418.90	500.00
2012 010-457-331	COPY SUPPLIES	300.00	300.00	300.00	111.52 37.17	238.79	200.00
2012 010-457-345	GENERAL SUPPLIES	500.00	500.00	500.00	485.19 97.04	270.52	883.51
2012 010-457-411	JURY EXP. JP#5	500.00	500.00	500.00	264.00 52.80	60.00	108.00
2012 010-457-412	CRT REPORTER JP#5			.00	.00 .00	.00	.00
2012 010-457-414	SPECIAL FEES/EXP. JP#5			.00	.00 .00	.00	.00
2012 010-457-415	APPOINTED ATTY'S JP#5			.00	.00 .00	.00	.00
2012 010-457-427	REQUIRED EDUCATION	2,600.00	2,600.00	2,850.00	2,824.95 99.12	1,783.04	2,927.34
2012 010-457-572	OFFICE MACH/EQUIP-MINOR PURC			.00	.00 .00	.00	.00
2012 010-457-998	J P #5 EXPENDITURES	137,242.00	137,242.00	135,865.20	120,909.23 88.99	133,935.37	133,611.80
2012 010-458-	--JUSTICE OF PEACE #3-----			.00	.00 .00	.00	.00
2012 010-458-101	SALARY - J.P.#3	35,612.00	35,612.00	35,612.00	32,461.65 91.15	35,611.94	35,611.94
2012 010-458-104	SALARIES - EMPLOYEES JP#3	31,658.00	31,658.00	30,735.40	27,791.36 90.42	30,735.36	30,617.60
2012 010-458-201	SOCIAL SECURITY	5,300.00	5,300.00	5,215.00	4,467.51 85.67	5,105.21	4,839.47
2012 010-458-203	TCDRS/DEATH BENEFITS	7,785.00	7,785.00	7,555.00	6,973.49 92.30	7,876.90	7,262.93
2012 010-458-210	LONGEVITY	1,976.00	1,976.00	1,768.00	1,768.00 100.00	1,560.00	1,352.00
2012 010-458-310	STATIONERY/PRINTING	200.00	200.00	200.00	44.00 22.00	191.25	.00
2012 010-458-325	COMPUTER SUPPLIES	100.00	100.00	200.00	.00 .00	151.99	145.99
2012 010-458-331	COPY SUPPLIES	100.00	100.00	125.00	27.88 22.30	.00	.00
2012 010-458-345	GENERAL SUPPLIES	100.00	100.00	150.00	37.96 25.31	130.53	62.14
2012 010-458-411	JURY EXP. JP#3	50.00	50.00	300.00	36.00 12.00	.00	132.00
2012 010-458-414	SPECIAL FEES/EXP. JP#3			.00	.00 .00	.00	.00
2012 010-458-427	REQUIRED EDUCATION	1,500.00	1,500.00	2,000.00	1,756.25 87.81	996.79	2,249.55
2012 010-458-572	OFFICE FURN/EQUIP-MINOR PURC	150.00	150.00	150.00	.00 .00	.00	.00
2012 010-458-998	J P #3 EXPENDITURES	84,531.00	84,531.00	84,010.40	75,364.10 89.71	82,359.97	82,273.62
2012 010-459-	--JUSTICE OF PEACE #4-----			.00	.00 .00	.00	.00
2012 010-459-101	SALARY - J.P.#4	31,180.00	31,180.00	31,180.00	28,421.75 91.15	31,179.98	31,179.98
2012 010-459-201	SOCIAL SECURITY	2,650.00	2,650.00	2,645.00	2,240.08 84.69	2,529.95	2,464.79
2012 010-459-203	TCDRS/DEATH BENEFITS	3,895.00	3,895.00	3,830.00	3,560.96 92.98	3,991.85	3,646.71
2012 010-459-210	LONGEVITY	3,432.00	3,432.00	3,328.00	3,328.00 100.00	3,224.00	3,120.00
2012 010-459-310	STATIONERY/PRINTING			50.00	.00 .00	.00	.00
2012 010-459-345	GENERAL SUPPLIES			50.00	.00 .00	.00	.00

ACCOUNT #	ACCOUNT NAME	REQUESTED 2012 BUDGET	APPROVED 2012 BUDGET	2011 BUDGET	**** ACTUAL ****  2011 Y-T-D PERCENT	2010 ACTUAL	2009 ACTUAL
2012 010-459-411	JURY EXP. JP#4			.00	.00 .00	.00	.00
2012 010-459-414	SPECIAL FEES/EXP. JP#4			.00	.00 .00	.00	.00
2012 010-459-427	REQUIRED EDUCATION	1,000.00	1,000.00	1,000.00	738.99 73.90	611.06	597.29
2012 010-459-998	J P #4 EXPENDITURES	42,157.00	42,157.00	42,083.00	38,289.78 90.99	41,536.84	41,008.77
2012 010-475-	--COUNTY ATTORNEY-----			.00	.00 .00	.00	.00
2012 010-475-101	SALARY - CO. ATTORNEY	46,230.00	46,230.00	46,230.00	34,181.55 73.94	37,498.77	37,498.76
2012 010-475-104	SALARIES - EMPLOYEES CO.ATTY	70,700.00	70,700.00	68,883.15	59,698.50 86.67	68,531.38	68,619.20
2012 010-475-150	STATE SUPPLEMENT	62,500.00	62,500.00	62,500.00	57,692.16 92.31	62,499.84	62,499.84
2012 010-475-201	SOCIAL SECURITY	14,150.00	14,150.00	13,250.00	11,341.95 85.60	12,811.80	12,563.31
2012 010-475-203	TCDRS/DEATH BENEFITS	20,600.00	20,600.00	19,100.00	17,061.84 89.33	19,313.42	18,347.72
2012 010-475-210	LONGEVITY	4,056.00	4,056.00	2,288.00	1,352.00 59.09	2,080.00	1,872.00
2012 010-475-310	STATIONERY/PRINTING	100.00	100.00	150.00	.00 .00	48.50	136.15
2012 010-475-325	COMPUTER SUPPLIES	200.00	200.00	200.00	168.93 84.47	183.92	168.82
2012 010-475-331	COPY SUPPLIES	100.00	100.00	150.00	.00 .00	.00	107.92
2012 010-475-345	GENERAL SUPPLIES	500.00	500.00	500.00	282.28 56.46	450.51	510.93
2012 010-475-354	CAR MAINT			2,392.00	1,161.27 48.55	1,523.66	3,380.48
2012 010-475-427	REQUIRED EDUCATION	1,550.00	1,550.00	1,550.00	1,137.26 73.37	3,376.52	.00
2012 010-475-428	LEOSE-STATE ASSISTED EDUC	2,100.00	2,100.00	2,000.00	145.00 7.25	145.00	138.00
2012 010-475-572	OFFICE FURN/EQUIP-MINOR PURC	1,000.00	1,000.00	1,500.00	761.56 50.77	1,112.35	1,699.77
2012 010-475-998	COUNTY ATTY EXPENDITURES	223,786.00	223,786.00	220,693.15	184,984.30 83.82	209,575.67	207,542.90
2012 010-480-	--DISTRICT ATTORNEY-----			.00	.00 .00	.00	.00
2012 010-480-103	SALARIES - ASSISTANT DA	72,580.00	72,580.00	72,580.00	48,938.63 67.43	72,579.78	76,621.11
2012 010-480-104	SALARIES - EMPLOYEES/DA	96,304.00	96,304.00	93,542.40	84,582.40 90.42	86,030.58	62,566.40
2012 010-480-107	PART-TIME			.00	.00 .00	.00	13,676.00
2012 010-480-201	SOCIAL SECURITY	13,000.00	13,000.00	13,035.00	10,452.39 80.19	12,933.32	11,867.29
2012 010-480-203	TCDRS/DEATH BENEFITS	19,100.00	19,100.00	18,900.00	15,239.29 80.63	19,094.44	16,926.30
2012 010-480-210	LONGEVITY	1,040.00	1,040.00	4,192.00	1,656.00 39.50	6,552.00	4,416.00
2012 010-480-325	OFFICE SUPPLIES	5,000.00	5,000.00	5,000.00	4,434.82 88.70	3,910.68	3,901.61
2012 010-480-390	DUES AND SUBSCRIPTIONS	1,000.00	1,000.00	1,000.00	369.00 36.90	973.94	623.94
2012 010-480-414	SPECIAL FEES/EXP. D.A.	2,000.00	2,000.00	2,000.00	1,000.00 50.00	12,094.20	17,274.49
2012 010-480-417	CONTRACT SERVICES	14,000.00	14,000.00	11,500.00	11,356.57 98.75	7,640.45	8,701.50
2012 010-480-427	REQUIRED EDUCATION	3,000.00	3,000.00	3,500.00	2,957.76 84.51	5,768.83	2,209.64
2012 010-480-572	OFFICE FURN/EQUIP-MINOR PURC			.00	.00 .00	1,830.01	4,555.10
2012 010-480-998	DIST ATTORNEY EXPENDITURES	227,024.00	227,024.00	225,249.40	180,986.86 80.35	229,408.23	223,339.38
2012 010-490-	--ELECTIONS ADMINISTRATION--			N/A	N/A N/A	N/A	N/A
2012 010-490-101	SALARY - ELECT ADMINISTRATOR	40,000.00	40,000.00	N/A	N/A N/A	N/A	N/A
2012 010-490-104	SALARIES - EMPLOYEES/ELECT A	32,989.00	32,989.00	N/A	N/A N/A	N/A	N/A
2012 010-490-107	TEMPORARY/PART TIME	3,000.00	3,000.00	N/A	N/A N/A	N/A	N/A
2012 010-490-201	SOCIAL SECURITY	5,850.00	5,850.00	N/A	N/A N/A	N/A	N/A
2012 010-490-203	TCDRS/DEATH BENEFITS	8,260.00	8,260.00	N/A	N/A N/A	N/A	N/A
2012 010-490-210	LONGEVITY	416.00	416.00	N/A	N/A N/A	N/A	N/A
2012 010-490-310	STATIONERY/PRINTING	2,200.00	2,200.00	N/A	N/A N/A	N/A	N/A
2012 010-490-325	COMPUTER SUPPLIES	600.00	600.00	N/A	N/A N/A	N/A	N/A
2012 010-490-331	COPY SUPPLIES	300.00	300.00	N/A	N/A N/A	N/A	N/A
2012 010-490-345	GENERAL SUPPLIES	500.00	500.00	N/A	N/A N/A	N/A	N/A
2012 010-490-425	ELECTION EXPENSES	30,000.00	30,000.00	N/A	N/A N/A	N/A	N/A
2012 010-490-427	REQUIRED EDUCATION	1,500.00	1,500.00	N/A	N/A N/A	N/A	N/A
2012 010-490-575	OFFICE FURN/EQUIP-MINOR PURC	2,500.00	2,500.00	N/A	N/A N/A	N/A	N/A
2012 010-490-998	ELECT ADMIN EXPENDITURES	128,115.00	128,115.00	.00	.00 .00	.00	.00
2012 010-495-	--COUNTY AUDITOR-----			.00	.00 .00	.00	.00
2012 010-495-101	SALARY - CO.AUDITOR	69,944.00	69,944.00	69,944.00	63,756.55 91.15	69,943.90	69,943.90
2012 010-495-104	SALARIES - EMPLOYEES/CO AUD	103,044.00	103,044.00	100,307.55	90,699.52 90.42	100,307.52	99,923.20
2012 010-495-201	SOCIAL SECURITY	13,680.00	13,680.00	13,440.00	11,550.48 85.94	13,075.69	12,611.12

ACCOUNT #	ACCOUNT NAME	REQUESTED 2012 BUDGET	APPROVED 2012 BUDGET	2011 BUDGET	**** ACTUAL **** 2011 Y-T-D PERCENT	2010 ACTUAL	2009 ACTUAL
2012 010-495-203	TCDRS/DEATH BENEFITS	20,070.00	20,070.00	19,460.00	17,949.78 92.24	20,290.17	18,727.66
2012 010-495-210	LONGEVITY	5,616.00	5,616.00	5,200.00	5,112.00 98.31	4,784.00	4,368.00
2012 010-495-310	STATIONERY/PRINTING	250.00	250.00	250.00	177.25 70.90	265.25	250.00
2012 010-495-325	COMPUTER SUPPLIES	250.00	250.00	300.00	300.00 100.00	300.00	300.00
2012 010-495-331	COPY SUPPLIES	450.00	450.00	400.00	375.00 93.75	498.84	400.00
2012 010-495-345	GENERAL SUPPLIES	500.00	500.00	500.00	183.39 36.68	662.96	450.42
2012 010-495-427	REQUIRED EDUCATION	2,000.00	2,000.00	2,500.00	2,422.60 96.90	1,579.25	4,555.22
2012 010-495-572	OFFICE FURN/EQUIP-MINOR PURC	500.00	500.00	500.00	387.55 77.51	1,944.19	.00
2012 010-495-998	CO AUDITOR EXPENDITURES	216,304.00	216,304.00	212,801.55	192,914.12 90.65	213,651.77	211,529.52
2012 010-497-	--COUNTY TREASURER-----			.00	.00 .00	.00	.00
2012 010-497-101	SALARY - CO. TREASURER	50,976.00	50,976.00	50,976.00	46,466.46 91.15	50,975.86	50,975.86
2012 010-497-104	SALARIES - EMPLOYEES/CO TREA	32,989.00	32,989.00	32,071.70	28,761.60 89.68	32,045.15	31,948.80
2012 010-497-201	SOCIAL SECURITY	6,460.00	6,460.00	6,475.00	5,497.21 84.90	6,689.50	6,377.77
2012 010-497-203	TCDRS/DEATH BENEFITS	9,475.00	9,475.00	9,360.00	8,608.30 91.97	10,088.77	9,281.64
2012 010-497-210	LONGEVITY	312.00	312.00	1,352.00	1,344.00 99.41	3,952.00	3,744.00
2012 010-497-310	STATIONERY/PRINTING	500.00	500.00	500.00	285.00 57.00	787.86	214.00
2012 010-497-325	COMPUTER SUPPLIES	1,000.00	1,000.00	600.00	.00 .00	1,000.00	1,192.15
2012 010-497-331	COPY SUPPLIES	250.00	250.00	450.00	223.04 49.56	969.80	290.30
2012 010-497-345	GENERAL SUPPLIES	1,000.00	1,000.00	1,000.00	917.64 91.76	963.32	550.44
2012 010-497-427	REQUIRED EDUCATION	3,500.00	3,500.00	3,950.00	3,744.26 94.79	1,221.75	5,279.69
2012 010-497-572	OFFICE MACH/EQUIP-MINOR PURC	1,000.00	1,000.00	2,000.00	1,995.43 99.77	956.84	1,905.83
2012 010-497-575	OFFICE FURN - MINOR PURCHASE			.00	.00 .00	.00	.00
2012 010-497-998	CO TREASURER EXPENDITURES	107,462.00	107,462.00	108,734.70	97,842.94 89.98	109,650.85	111,760.48
2012 010-499-	--TAX ASSESSOR/COLLECTOR----			.00	.00 .00	.00	.00
2012 010-499-101	SALARY - TAX A/C	50,976.00	50,976.00	50,976.00	46,466.46 91.15	50,975.86	50,975.86
2012 010-499-104	SALARIES - EMPLOYEES TAX A/C	320,570.00	320,570.00	342,098.00	289,689.32 84.68	341,345.28	336,700.80
2012 010-499-107	TEMPORARY/PART TIME			.00	.00 .00	.00	.00
2012 010-499-201	SOCIAL SECURITY	29,260.00	29,260.00	30,875.00	25,359.27 82.14	30,194.28	29,033.70
2012 010-499-203	TCDRS/DEATH BENEFITS	42,965.00	42,965.00	44,735.00	39,031.43 87.25	46,485.23	42,613.97
2012 010-499-210	LONGEVITY	10,816.00	10,816.00	10,400.00	10,072.00 96.85	9,152.00	7,904.00
2012 010-499-310	STATIONERY/PRINTING	6,200.00	6,200.00	6,500.00	4,607.26 70.88	5,295.41	4,774.08
2012 010-499-325	COMPUTER SUPPLIES	3,600.00	3,600.00	4,000.00	1,695.90 42.40	2,600.73	5,375.14
2012 010-499-331	COPY SUPPLIES	800.00	800.00	1,000.00	581.48 58.15	687.86	460.06
2012 010-499-345	GENERAL SUPPLIES	900.00	900.00	1,000.00	959.45 95.95	1,254.03	988.44
2012 010-499-427	REQUIRED EDUCATION	9,000.00	9,000.00	9,000.00	6,957.80 77.31	6,513.87	8,419.04
2012 010-499-572	OFFICE MACH/EQUIP-MINOR PURC	2,000.00	2,000.00	2,000.00	328.91 16.45	2,818.63	1,500.00
2012 010-499-575	OFFICE FURN - MINOR PURCHASE			.00	.00 .00	.00	.00
2012 010-499-998	TAX ASSESSOR/COLL EXPENDITUR	477,087.00	477,087.00	502,584.00	425,749.28 84.71	497,323.18	488,745.09
2012 010-503-	--INFORMATION TECHNOLOGY--			.00	.00 .00	.00	N/A
2012 010-503-104	SALARIES - EMPLOYEES	79,248.00	79,248.00	77,464.80	70,044.80 90.42	81,323.20	N/A
2012 010-503-201	SOCIAL SECURITY	6,195.00	6,195.00	6,040.00	5,007.03 82.90	5,705.33	N/A
2012 010-503-203	TCDRS/DEATH BENEFITS	9,095.00	9,095.00	8,755.00	8,058.30 92.04	9,112.89	N/A
2012 010-503-210	LONGEVITY	1,664.00	1,664.00	1,456.00	1,456.00 100.00	1,248.00	N/A
2012 010-503-325	COMPUTER SUPPLIES	500.00	500.00	750.00	138.53 18.47	2,746.91	N/A
2012 010-503-331	COPY SUPPLIES	150.00	150.00	300.00	.00 .00	26.98	N/A
2012 010-503-345	GENERAL SUPPLIES	150.00	150.00	150.00	43.43 28.95	181.56	N/A
2012 010-503-351	REP/MAINT - EQUIPMENT			N/A	N/A N/A	N/A	N/A
2012 010-503-427	REQUIRED EDUCATION	750.00	750.00	750.00	750.00 100.00	196.00	N/A
2012 010-503-572	OFFICE FURN/EQUIP-MINOR PURC	400.00	400.00	675.00	167.13 24.76	263.20	N/A
2012 010-503-998	INFORMATION TECHNOLOGY EXP	98,152.00	98,152.00	96,340.80	85,665.22 88.92	100,804.07	.00
2012 010-540-	--EMERGENCY MEDICAL SERVICE--			.00	.00 .00	.00	.00
2012 010-540-402	CITY/CO E M S	15,000.00	15,000.00	15,000.00	15,000.00 100.00	15,000.00	15,000.00
2012 010-540-403	GRAFORD E M S	15,000.00	15,000.00	15,000.00	.00 .00	15,000.00	9,087.50

ACCOUNT #	ACCOUNT NAME	REQUESTED 2012 BUDGET	APPROVED 2012 BUDGET	2011 BUDGET	**** ACTUAL **** 2011 Y-T-D PERCENT	2010 ACTUAL	2009 ACTUAL
2012 010-540-404	TRI-CITY E M S	15,000.00	15,000.00	15,000.00	15,000.00 100.00	15,000.00	15,000.00
2012 010-540-405	P.K.(EAST) E M S	15,000.00	15,000.00	15,000.00	15,000.00 100.00	15,000.00	15,000.00
2012 010-540-406	P.K.(WEST) E M S	15,000.00	15,000.00	15,000.00	.00 .00	15,000.00	15,000.00
2012 010-540-407	SANTO E M S	15,000.00	15,000.00	15,000.00	13,021.42 86.81	15,000.00	15,000.00
2012 010-540-408	FIRST RESPONDERS	8,000.00	8,000.00	8,000.00	2,715.00 33.94	7,906.14	5,894.23
2012 010-540-580	CAPITAL/VEHICLE			.00	.00 .00	.00	.00
2012 010-540-998	E. M. S. EXPENDITURES	98,000.00	98,000.00	98,000.00	60,736.42 61.98	97,906.14	89,981.73
2012 010-545-	--DEPT OF PUBLIC SAFETY-----	***DELETE***	***DELETE***	.00	.00 .00	.00	.00
2012 010-545-104	SALARY - SECRETARY	***DELETE***	***DELETE***	.00	.00 .00	31,535.54	30,617.60
2012 010-545-201	SOCIAL SECURITY	***DELETE***	***DELETE***	.00	.00 .00	2,272.58	2,116.14
2012 010-545-203	TCDRS/DEATH BENEFITS	***DELETE***	***DELETE***	.00	.00 .00	3,830.95	3,395.60
2012 010-545-210	LONGEVITY	***DELETE***	***DELETE***	.00	.00 .00	1,144.00	1,040.00
2012 010-545-496	MISC DEPT EXPENSE	***DELETE***	***DELETE***	.00	.00 .00	.00	.00
2012 010-545-998	DEPT OF PUBLIC SAFETY EXPEND			.00	.00 .00	38,783.07	37,169.34
2012 010-551-	--CONSTABLE #1-----			.00	.00 .00	.00	.00
2012 010-551-101	SALARY - CONSTABLE #1	39,515.00	39,515.00	35,584.70	32,339.50 90.88	44,014.88	44,014.88
2012 010-551-201	SOCIAL SECURITY	3,080.00	3,080.00	2,775.00	2,362.30 85.13	3,322.30	3,182.93
2012 010-551-203	TCDRS/DEATH BENEFITS	4,525.00	4,525.00	4,020.00	3,710.73 92.31	5,176.12	4,782.71
2012 010-551-210	LONGEVITY	728.00	728.00	624.00	624.00 100.00	520.00	416.00
2012 010-551-345	GENERAL SUPPLIES	1,000.00	1,000.00	500.00	389.19 77.84	362.12	348.06
2012 010-551-354	CAR MAINT	10,000.00	10,000.00	11,500.00	6,348.47 55.20	9,115.84	8,183.57
2012 010-551-427	REQUIRED EDUCATION	1,500.00	1,500.00	1,000.00	.00 .00	260.00	.00
2012 010-551-428	LEOSE-STATE ASSISTED EDUC	365.00	365.00	650.00	306.30 47.12	1,057.74	307.79
2012 010-551-496	MISC DEPT EXP	1,000.00	1,000.00	1,200.00	797.67 66.47	1,489.98	951.24
2012 010-551-580	CAPITAL/VEHICLE			32,500.00	31,538.75 97.04	5,276.00	1,913.43
2012 010-551-998	CONSTABLE #1 EXPENDITURES	61,713.00	61,713.00	90,353.70	78,416.91 86.79	70,594.98	64,100.61
2012 010-552-	--CONSTABLE #2-----			.00	.00 .00	.00	.00
2012 010-552-101	SALARY - CONSTABLE #2	39,515.00	39,515.00	35,584.70	32,339.50 90.88	44,014.88	44,014.80
2012 010-552-201	SOCIAL SECURITY	3,050.00	3,050.00	2,745.00	2,340.78 85.27	3,378.20	3,481.81
2012 010-552-203	TCDRS/DEATH BENEFITS	4,480.00	4,480.00	3,975.00	3,664.43 92.19	5,128.72	4,896.90
2012 010-552-210	LONGEVITY	312.00	312.00	208.00	208.00 100.00	104.00	1,664.00
2012 010-552-345	GENERAL SUPPLIES	300.00	300.00	300.00	110.85 36.95	300.00	956.12
2012 010-552-354	CAR MAINT	9,000.00	9,000.00	8,500.00	7,497.46 88.21	6,188.11	5,515.95
2012 010-552-427	REQUIRED EDUCATION	1,700.00	1,700.00	1,000.00	611.55 61.16	796.18	.00
2012 010-552-428	LEOSE-STATE ASSISTED EDUC	440.00	440.00	975.00	225.00 23.08	1,831.05	137.50
2012 010-552-496	MISC DEPT EXP	1,000.00	1,000.00	500.00	452.39 90.48	1,285.84	500.00
2012 010-552-580	CAPITAL/VEHICLE			.00	.00 .00	3,890.67	29,437.51
2012 010-552-998	CONSTABLE #2 EXPENDITURES	59,797.00	59,797.00	53,787.70	47,449.96 88.22	66,917.65	90,604.59
2012 010-555-	--CONSTABLE #5-----			.00	.00 .00	.00	.00
2012 010-555-101	SALARY - CONSTABLE #5	39,515.00	39,515.00	35,584.70	32,339.50 90.88	44,014.88	44,014.80
2012 010-555-201	SOCIAL SECURITY	3,100.00	3,100.00	2,790.00	2,394.60 85.83	3,288.83	3,251.07
2012 010-555-203	TCDRS/DEATH BENEFITS	4,550.00	4,550.00	4,045.00	3,733.88 92.31	5,199.79	4,868.35
2012 010-555-210	LONGEVITY	936.00	936.00	832.00	832.00 100.00	728.00	1,352.00
2012 010-555-345	GENERAL SUPPLIES	300.00	300.00	300.00	.00 .00	502.80	.00
2012 010-555-354	CAR MAINT	8,000.00	8,000.00	8,500.00	5,411.10 63.66	5,540.63	5,224.33
2012 010-555-427	REQUIRED EDUCATION	1,000.00	1,000.00	800.00	.00 .00	.00	.00
2012 010-555-428	LEOSE-STATE ASSISTED EDUC	645.00	645.00	850.00	195.20 22.96	775.03	320.69
2012 010-555-496	MISC DEPT EXP	500.00	500.00	500.00	177.09 35.42	2,129.74	2,141.34
2012 010-555-580	CAPITAL/VEHICLE			.00	.00 .00	1,998.45	30,817.00
2012 010-555-998	CONSTABLE #5 EXPENDITURES	58,546.00	58,546.00	54,201.70	45,083.37 83.18	64,178.15	91,989.58
2012 010-556-	--CONSTABLE #3-----			.00	.00 .00	.00	.00
2012 010-556-101	SALARY - CONSTABLE #3	39,515.00	39,515.00	35,584.70	32,339.50 90.88	44,014.88	44,014.88

ACCOUNT #	ACCOUNT NAME	REQUESTED 2012 BUDGET	APPROVED 2012 BUDGET	2011 BUDGET	**** ACTUAL **** 2011 Y-T-D PERCENT	2010 ACTUAL	2009 ACTUAL
2012 010-556-201	SOCIAL SECURITY	3,250.00	3,250.00	2,945.00	2,704.69 91.84	3,674.24	3,536.30
2012 010-556-203	TCDRS/DEATH BENEFITS	4,760.00	4,760.00	4,250.00	3,942.25 92.76	5,412.83	4,973.03
2012 010-556-210	LONGEVITY	2,808.00	2,808.00	2,704.00	2,704.00 100.00	2,600.00	2,496.00
2012 010-556-345	GENERAL SUPPLIES	300.00	300.00	300.00	28.86 9.62	88.62	398.02
2012 010-556-354	CAR MAINT	9,000.00	9,000.00	9,000.00	7,906.17 87.85	6,161.75	7,387.55
2012 010-556-427	REQUIRED EDUCATION	1,000.00	1,000.00	500.00	100.00 20.00	12.75	.00
2012 010-556-428	LEOSE-STATE ASSISTED EDUC	360.00	360.00	650.00	306.30 47.12	742.20	837.84
2012 010-556-496	MISC DEPT EXP	500.00	500.00	500.00	174.66 34.93	534.36	460.64
2012 010-556-580	CAPITAL/VEHICLE			.00	.00 .00	1,431.85	390.95
2012 010-556-998	CONSTABLE #3 EXPENDITURES	61,493.00	61,493.00	56,433.70	50,206.43 88.97	64,673.48	64,495.21
2012 010-558-	--CONSTABLE #4-----			.00	.00 .00	.00	.00
2012 010-558-101	SALARY - CONSTABLE #4	39,515.00	39,515.00	35,584.70	32,339.50 90.88	44,014.88	44,014.88
2012 010-558-201	SOCIAL SECURITY	3,220.00	3,220.00	2,910.00	2,467.25 84.79	3,409.61	3,306.42
2012 010-558-203	TCDRS/DEATH BENEFITS	4,715.00	4,715.00	4,210.00	3,895.93 92.54	5,365.48	4,934.97
2012 010-558-210	LONGEVITY	2,392.00	2,392.00	2,288.00	2,288.00 100.00	2,184.00	2,080.00
2012 010-558-345	GENERAL SUPPLIES	200.00	200.00	200.00	149.97 74.99	196.55	946.62
2012 010-558-354	CAR MAINT	7,000.00	7,000.00	7,000.00	4,234.45 60.49	5,196.88	4,099.37
2012 010-558-427	REQUIRED EDUCATION	2,000.00	2,000.00	1,500.00	995.89 66.39	1,496.60	964.59
2012 010-558-428	LEOSE-STATE ASSISTED EDUC			650.00	662.67 101.95	637.70	660.69
2012 010-558-496	MISC DEPT EXP	500.00	500.00	500.00	330.81 66.16	500.00	414.24
2012 010-558-580	CAPITAL/VEHICLE			.00	.00 .00	1,998.45	3,025.00
2012 010-558-998	CONSTABLE #4 EXPENDITURES	59,542.00	59,542.00	54,842.70	47,364.47 86.36	65,000.15	64,446.78
2012 010-560-	--SHERIFF'S DEPARTMENT-----			.00	.00 .00	.00	.00
2012 010-560-101	SALARY - SHERIFF	55,986.00	55,986.00	55,986.00	51,033.21 91.15	55,985.80	55,985.80
2012 010-560-104	SALARIES - EMPLOYEES/S.O.	839,708.00	839,708.00	861,677.45	770,898.89 89.46	858,070.04	768,310.04
2012 010-560-105	OVERTIME	105,700.00	105,700.00	113,250.00	81,603.64 72.06	98,861.65	88,005.02
2012 010-560-106	HOLIDAY TIME	32,000.00	32,000.00	32,000.00	24,509.31 76.59	29,738.06	26,967.65
2012 010-560-150	CONTRACT LABOR	3,000.00	3,000.00	2,000.00	1,450.00 72.50	800.00	2,840.00
2012 010-560-201	SOCIAL SECURITY	80,330.00	80,330.00	82,750.00	69,466.16 83.95	80,133.90	70,413.70
2012 010-560-203	TCDRS/DEATH BENEFITS	117,950.00	117,950.00	120,000.00	106,091.25 88.41	125,759.62	99,195.16
2012 010-560-210	LONGEVITY	16,640.00	16,640.00	15,288.00	15,128.00 98.95	14,976.00	14,352.00
2012 010-560-348	UNIFORMS	3,500.00	3,500.00	3,500.00	3,195.25 91.29	1,843.42	2,804.86
2012 010-560-354	CAR MAINT	25,000.00	25,000.00	22,185.00	19,335.77 87.16	23,017.30	8,828.20
2012 010-560-356	TIRES	6,600.00	6,600.00	6,600.00	6,049.80 91.66	8,899.27	4,712.64
2012 010-560-358	OIL & GAS	150,000.00	150,000.00	109,970.00	114,807.98 104.40	96,354.23	74,816.74
2012 010-560-370	DEPT EXPENSES	35,000.00	35,000.00	35,000.00	22,115.23 63.19	58,567.60	43,545.64
2012 010-560-427	REQUIRED EDUCATION	9,000.00	9,000.00	5,000.00	3,741.55 74.83	6,846.54	5,916.09
2012 010-560-428	LEOSE-STATE ASSISTED EDUC	1,240.00	1,240.00	3,850.00	2,450.01 63.64	3,830.32	3,874.81
2012 010-560-572	CAPITAL/EQUIPMENT	15,000.00	15,000.00	15,000.00	14,832.00 98.88	14,723.00	.00
2012 010-560-580	CAPITAL/VEHICLE	130,000.00	130,000.00	81,030.00	81,025.78 99.99	96,779.88	169,698.64
2012 010-560-998	SHERIFF'S DEPT. EXPENDITURES	1626,654.00	1626,654.00	1565,086.45	1387,733.83 88.67	1575,186.63	1440,266.99
2012 010-562-	---NARCOTICS UNIT-----			.00	.00 .00	.00	.00
2012 010-562-104	SALARIES - EMPLOYEES/NU	42,641.00	42,641.00	41,682.25	37,689.67 90.42	41,522.52	41,522.52
2012 010-562-105	OVERTIME	4,000.00	4,000.00	6,300.00	3,516.55 55.82	2,014.14	1,916.31
2012 010-562-106	HOLIDAY TIME	1,250.00	1,250.00	1,250.00	872.79 69.82	575.67	742.80
2012 010-562-140	CITY/COUNTY NARCOTICS OFFICE	36,500.00	36,500.00	36,100.00	.00 .00	33,816.00	33,600.00
2012 010-562-201	SOCIAL SECURITY	3,725.00	3,725.00	3,820.00	3,070.71 80.39	3,316.76	3,790.00
2012 010-562-203	TCDRS/DEATH BENEFITS	5,460.00	5,460.00	5,530.00	4,804.73 86.88	5,170.47	4,794.18
2012 010-562-210	LONGEVITY	728.00	728.00	624.00	624.00 100.00	520.00	416.00
2012 010-562-325	COMPUTER SUPPLIES	500.00	500.00	1,000.00	992.94 99.29	1,000.00	289.63
2012 010-562-345	GENERAL SUPPLIES	750.00	750.00	1,000.00	990.19 99.02	397.32	172.44
2012 010-562-354	FUEL/CAR MAINT	6,000.00	6,000.00	5,000.00	3,889.93 77.80	4,939.42	5,377.76
2012 010-562-370	DEPT EXPENSE	1,500.00	1,500.00	2,500.00	336.50 13.46	340.26	1,100.56
2012 010-562-427	REQUIRED EDUCATION/TRAINING	2,000.00	2,000.00	2,000.00	526.35 26.32	.00	.00

ACCOUNT #	ACCOUNT NAME	REQUESTED 2012 BUDGET	APPROVED 2012 BUDGET	2011 BUDGET	**** ACTUAL **** 2011 Y-T-D PERCENT	2010 ACTUAL	2009 ACTUAL
2012 010-562-445	UTILITIES/TAXES/INSURANCE	3,000.00	3,000.00	3,000.00	.00 .00	2,874.00	2,809.00
2012 010-562-450	BLDG REPAIR/RENOVATION	1,000.00	1,000.00	1,000.00	993.96 99.40	.00	.00
2012 010-562-460	LEASE EXPENSE	3,720.00	3,720.00	3,400.00	.00 .00	3,360.00	2,920.00
2012 010-562-498	DRUG DOG	2,500.00	2,500.00	2,500.00	2,500.00 100.00	5,000.00	5,000.00
2012 010-562-499	EVIDENCE/INFORMANT EXP	5,000.00	5,000.00	5,000.00	4,000.00 80.00	1,338.00	5,330.00
2012 010-562-998	NARCOTICS UNIT EXPENDITURES	120,274.00	120,274.00	121,706.25	64,808.32 53.25	106,184.56	109,781.20
2012 010-565-	--JAIL & DETENTION-----			.00	.00 .00	.00	.00
2012 010-565-104	SALARIES - EMPLOYEES/LEC	842,754.00	842,754.00	837,121.00	716,814.11 85.63	823,028.29	806,826.66
2012 010-565-105	OVERTIME	60,000.00	60,000.00	58,000.00	39,585.87 68.25	35,505.46	48,513.38
2012 010-565-106	HOLIDAY TIME	31,500.00	31,500.00	34,000.00	25,034.40 73.63	33,068.94	35,005.73
2012 010-565-107	TEMPORARY/PART TIME	58,000.00	58,000.00	67,000.00	63,567.07 94.88	68,318.04	58,747.96
2012 010-565-201	SOCIAL SECURITY	77,250.00	77,250.00	76,650.00	63,513.13 82.86	73,892.19	71,347.57
2012 010-565-203	TCDRS/DEATH BENEFITS	113,475.00	113,475.00	111,200.00	96,964.64 87.20	112,802.22	103,935.84
2012 010-565-210	LONGEVITY	17,784.00	17,784.00	17,472.00	17,312.00 99.08	15,808.00	15,476.00
2012 010-565-325	OFFICE SUPPLIES	6,500.00	6,500.00	6,500.00	5,067.62 77.96	6,453.56	5,496.88
2012 010-565-345	GENERAL SUPPLIES	3,000.00	3,000.00	3,000.00	2,082.73 69.42	2,296.71	2,943.81
2012 010-565-348	UNIFORMS	4,000.00	4,000.00	4,000.00	2,685.27 67.13	2,958.61	3,979.51
2012 010-565-352	JANITORIAL SUPPLIES	27,000.00	27,000.00	27,000.00	24,525.42 90.83	25,012.47	27,649.47
2012 010-565-354	REP/MAINT - L.E.C.	50,000.00	50,000.00	50,000.00	27,860.80 55.72	40,651.54	56,302.14
2012 010-565-360	FOOD	150,000.00	150,000.00	138,000.00	118,024.35 85.52	136,803.52	142,779.03
2012 010-565-361	MEDICAL	80,000.00	80,000.00	80,000.00	64,127.88 80.16	68,659.49	75,657.58
2012 010-565-362	DENTAL	7,000.00	7,000.00	7,000.00	5,284.00 75.49	2,608.00	3,269.00
2012 010-565-363	TRANSPORT	10,000.00	10,000.00	10,000.00	5,869.29 58.69	9,347.59	9,126.16
2012 010-565-365	CLOTHING/BEDDING	3,500.00	3,500.00	4,000.00	2,866.60 71.67	2,258.25	2,769.57
2012 010-565-369	SUNDRIES			.00	.00 .00	.00	765.27
2012 010-565-370	DEPT EXPENSES	2,500.00	2,500.00	2,500.00	1,372.82 54.91	1,553.56	5,109.98
2012 010-565-427	REQUIRED EDUCATION	5,000.00	5,000.00	5,000.00	2,127.60 42.55	2,264.83	3,164.56
2012 010-565-572	MACH/EQUIP - MINOR PURCHASE			.00	.00 .00	.00	.00
2012 010-565-585	CAPITAL MACH/EQUIP	30,000.00	30,000.00	10,000.00	3,410.00 34.10	10,959.20	2,333.36
2012 010-565-998	JAIL & DETENTION EXPENDITURE	1579,263.00	1579,263.00	1548,443.00	1288,095.60 83.19	1474,250.47	1481,199.46
2012 010-566-	---CONTRACT INMATE PROGRAM--			.00	.00 .00	.00	.00
2012 010-566-104	SALARIES - DETENTION OFF	160,972.00	160,972.00	156,370.35	141,274.56 90.35	146,443.76	153,256.20
2012 010-566-105	OVERTIME	10,500.00	10,500.00	10,500.00	2,973.03 28.31	2,247.27	8,212.49
2012 010-566-106	HOLIDAY TIME	6,500.00	6,500.00	6,500.00	4,354.97 67.00	5,538.73	6,407.03
2012 010-566-107	TEMPORARY/PART TIME			.00	.00 .00	.00	.00
2012 010-566-201	SOCIAL SECURITY	13,800.00	13,800.00	13,400.00	10,855.53 81.01	11,780.60	12,380.25
2012 010-566-203	TCDRS/DEATH BENEFITS	20,250.00	20,250.00	19,450.00	16,859.64 86.68	18,103.59	18,218.58
2012 010-566-210	LONGEVITY	2,288.00	2,288.00	1,664.00	1,560.00 93.75	1,560.00	1,248.00
2012 010-566-330	OFFICE SUPPLIES			.00	.00 .00	.00	.00
2012 010-566-345	GENERAL SUPPLIES			.00	.00 .00	.00	.00
2012 010-566-346	PHOTOGRAPHY EXPENSES			.00	.00 .00	.00	.00
2012 010-566-348	UNIFORMS	500.00	500.00	500.00	128.48 25.70	.00	308.40
2012 010-566-352	REP/MAIN			.00	.00 .00	.00	.00
2012 010-566-360	FOOD			10,000.00	.00 .00	377.50	9,964.45
2012 010-566-361	MEDICAL			.00	.00 .00	.00	.00
2012 010-566-362	DENTAL			.00	.00 .00	.00	.00
2012 010-566-363	TRANSPORT			.00	.00 .00	.00	.00
2012 010-566-365	CLOTHING/BEDDING			500.00	.00 .00	.00	500.00
2012 010-566-427	REQUIRED EDUCATION/TRAINING			.00	.00 .00	.00	.00
2012 010-566-572	MACH/EQUIP - MINOR PURCHASE			.00	.00 .00	.00	.00
2012 010-566-585	CAPITAL MACH/EQUIP			.00	.00 .00	.00	.00
2012 010-566-998	CONTRACT INMATE PROG-EXPENDI	214,810.00	214,810.00	218,884.35	178,006.21 81.32	186,051.45	210,495.40
2012 010-570-	--JUVENILE PROBATION-----			.00	.00 .00	.00	.00
2012 010-570-101	SALARY - JUV PROB			.00	4,116.10 .00	.00	.00



ACCOUNT #	ACCOUNT NAME	REQUESTED 2012 BUDGET	APPROVED 2012 BUDGET	2011 BUDGET	**** ACTUAL ****  2011 Y-T-D PERCENT	2010 ACTUAL	2009 ACTUAL
2012 010-570-104	SALARIES - EMPLOYEES/JUV PRO			.00	6,580.66 .00	.00	.00
2012 010-570-201	SOC SEC			.00	785.73 .00	.00	.00
2012 010-570-203	TCDRS			.00	1,188.55 .00	.00	.00
2012 010-570-210	LONGEVITY			.00	40.00 .00	.00	.00
2012 010-570-998	JUV PROB (PAYROLL CLEARING)			.00	12,711.04 .00	.00	.00
2012 010-575-	--ADULT PROBATION-----			.00	.00 .00	.00	.00
2012 010-575-101	SALARY - ADULT PROBATION			.00	4,704.00 .00	.00	.00
2012 010-575-104	SALARIES - EMPLOYEES/ADLT PR			.00	28,195.74 .00	.00	.00
2012 010-575-201	SOC SEC			.00	2,420.26 .00	.00	.00
2012 010-575-203	TCDRS			.00	3,649.94 .00	.00	.00
2012 010-575-210	LONGEVITY			.00	72.00 .00	.00	.00
2012 010-575-998	ADULT PROB (PAYROLL CLEARING)			.00	39,041.94 .00	.00	.00
2012 010-630-	--HEALTH OFFICER-----			.00	.00 .00	.00	.00
2012 010-630-104	SALARY - HEALTH OFFICER	10,000.00	10,000.00	10,000.00	10,000.00 100.00	10,000.00	10,000.00
2012 010-630-346	EXPENSES - HEALTH OFFICER			.00	.00 .00	.00	.00
2012 010-630-998	HEALTH OFFICER - EXPENDITURE	10,000.00	10,000.00	10,000.00	10,000.00 100.00	10,000.00	10,000.00
2012 010-690-	--GENERAL OPERATIONS-----			.00	.00 .00	.00	.00
2012 010-690-201	SOCIAL SECURITY	3,300.00	3,300.00	4,500.00	3,498.91 77.75	3,635.19	3,491.04
2012 010-690-203	TCDRS/DEATH BENEFITS	4,700.00	4,700.00	205,500.00	204,973.20 99.74	205,072.13	204,657.87
2012 010-690-210	LONGEVITY BENEFITS			.00	.00 .00	.00	.00
2012 010-690-250	RETIREE INSURANCE	80,000.00	80,000.00	88,000.00	73,898.76 83.98	83,444.96	72,316.80
2012 010-690-251	GROUP HEALTH INS	1290,000.00	1290,000.00	1345,000.00	1338,550.34 99.52	1322,987.43	1260,867.47
2012 010-690-252	LIABILITY INS	175,000.00	175,000.00	160,000.00	156,686.01 97.93	154,675.21	150,160.00
2012 010-690-253	BONDS	2,500.00	2,500.00	7,000.00	6,840.38 97.72	1,361.50	6,425.00
2012 010-690-255	TAC-UNEMPL INS	30,000.00	30,000.00	50,000.00	17,504.42 35.01	43,095.68	13,769.70
2012 010-690-256	TAC-WORKERS COMP INS	75,000.00	75,000.00	80,000.00	53,809.00 67.26	70,256.24	78,065.93
2012 010-690-257	COBRA/RETIREE INSURANCE	7,500.00	7,500.00	6,000.00	5,979.36 99.66	4,242.48	3,741.97
2012 010-690-310	STATIONERY/PRINTING	4,000.00	4,000.00	4,000.00	897.45 22.44	1,535.03	3,783.80
2012 010-690-311	POSTAGE	45,000.00	45,000.00	45,000.00	29,604.69 65.79	50,801.25	53,773.33
2012 010-690-380	COUNTY-WIDE CLEAN-UP	13,000.00	13,000.00	15,000.00	10,561.72 70.41	.00	1,700.00
2012 010-690-391	TDH BLOODBORNE PATHOGENS PRO			.00	.00 .00	.00	.00
2012 010-690-400	LEGAL EXPENSES/LITIGATION	15,000.00	15,000.00	30,000.00	21,153.90 70.51	105.00	12,987.87
2012 010-690-401	AUDIT	32,000.00	32,000.00	32,000.00	31,800.00 99.38	31,800.00	34,145.00
2012 010-690-402	GASB 45 ACTUARIAL STUDY			8,200.00	8,030.00 97.93	.00	2,310.00
2012 010-690-409	JUVENILE BOARD SUPPLEMENT	21,000.00	21,000.00	21,000.00	21,000.00 100.00	21,000.00	21,000.00
2012 010-690-410	JUVENILE PROBATION - MATCH	75,000.00	75,000.00	80,000.00	70,000.00 87.50	80,000.00	80,000.00
2012 010-690-416	AUTOPSIES	70,000.00	70,000.00	70,000.00	51,475.00 73.54	62,415.00	81,370.00
2012 010-690-425	ELECTION EXPENSES			25,000.00	23,323.86 93.30	42,314.70	30,553.78
2012 010-690-430	ADVERTISING	9,000.00	9,000.00	10,000.00	4,303.43 43.03	6,520.90	7,182.56
2012 010-690-441	ELECTRIC	175,000.00	175,000.00	185,000.00	142,842.00 77.21	172,158.69	185,346.39
2012 010-690-442	GAS	30,000.00	30,000.00	30,000.00	24,214.85 80.72	29,184.63	21,763.12
2012 010-690-443	WATER	40,000.00	40,000.00	44,500.00	34,824.16 78.26	37,397.40	41,466.36
2012 010-690-444	TELEPHONE	95,000.00	95,000.00	97,000.00	89,106.88 91.86	90,779.94	82,687.57
2012 010-690-452	MAINT/CONTRACTS	160,000.00	160,000.00	159,000.00	161,783.34 101.75	145,066.26	152,854.61
2012 010-690-460	RENT	7,600.00	7,600.00	7,200.00	7,023.00 97.54	7,049.00	7,072.00
2012 010-690-470	BOYCE DITTO LIBRARY	30,000.00	30,000.00	30,000.00	30,000.00 100.00	30,000.00	30,000.00
2012 010-690-472	CHILDREN'S ADVOCACY PROGRAM	5,500.00	5,500.00	5,500.00	.00 .00	5,245.76	6,048.66
2012 010-690-475	AREA GROWTH COUNCIL	15,000.00	15,000.00	20,000.00	20,000.00 100.00	25,000.00	25,000.00
2012 010-690-480	TRAPPER PROGRAM	28,800.00	28,800.00	28,200.00	23,400.00 82.98	26,400.00	6,600.00
2012 010-690-482	APPRAISAL DISTRICT	190,000.00	190,000.00	190,000.00	182,676.91 96.15	201,673.34	195,996.48
2012 010-690-483	POLLARD CREEK PROJECT			.00	.00 .00	212.28	.00
2012 010-690-484	PPC SOIL & WATER CONSERV	4,000.00	4,000.00	4,000.00	4,000.00 100.00	4,000.00	4,000.00
2012 010-690-485	PPC HISTORICAL COMM	500.00	500.00	500.00	.00 .00	.00	.00
2012 010-690-486	DUNBAR NEIGHBORHOOD COUNCIL	2,000.00	2,000.00	2,000.00	2,000.00 100.00	2,000.00	2,000.00

ACCOUNT #	ACCOUNT NAME	REQUESTED	APPROVED	2011 BUDGET	**** ACTUAL ****		2010 ACTUAL	2009 ACTUAL
		2012 BUDGET	2012 BUDGET		2011 Y-T-D	PERCENT		
2012 010-690-487	CROSS TIMBERS SR CITIZENS TA	15,000.00	15,000.00	15,000.00	.00	.00	15,000.00	15,000.00
2012 010-690-488	MEALS ON WHEELS	5,100.00	5,100.00	5,000.00	5,000.00	100.00	5,000.00	5,000.00
2012 010-690-489	PECAN VALLEY MH/MR	11,000.00	11,000.00	11,000.00	10,083.37	91.67	11,000.00	11,000.00
2012 010-690-490	PK SENIOR CITIZENS	5,000.00	5,000.00	5,000.00	5,000.00	100.00	5,000.00	5,000.00
2012 010-690-491	CONSULTING ENGINEER	12,500.00	12,500.00	15,000.00	10,450.00	69.67	11,400.00	9,750.00
2012 010-690-496	MISCELLANEOUS	25,000.00	25,000.00	26,550.00	23,629.87	89.00	29,368.47	17,388.34
2012 010-690-510	LAND ACQUISITION	14,000.00	14,000.00	14,000.00	.00	.00	.00	.00
2012 010-690-520	CITY/COUNTY ANIMAL SHELTER	50,000.00	50,000.00	60,000.00	55,000.00	91.67	67,780.84	67,807.17
2012 010-690-580	CAPITAL/COMPUTER	20,000.00	20,000.00	20,000.00	12,031.95	60.16	15,506.21	17,005.29
2012 010-690-585	SOFTWARE DEVELOPMENT			.00	.00	.00	.00	10,250.00
2012 010-690-587	CAPITAL - EQUIPMENT	23,000.00	23,000.00	10,000.00	3,405.86	34.06	7,957.00	.00
2012 010-690-588	HOMELAND SECURITY EXPENDITUR			.00	.00	.00	.00	.00
2012 010-690-589	TEXAS VINE GRANT PROJECT	18,300.00	18,300.00	18,000.00	18,283.00	101.57	17,925.00	17,925.00
2012 010-690-591	CAPITAL IMPROV/ SEWAGE PLANT			.00	.00	.00	.00	.00
2012 010-690-600	CONTINGENCY	90,000.00	90,000.00	68,025.00	.00	.00	.00	.00
2012 010-690-610	CONTINGENCY - FUEL	25,000.00	25,000.00	.00	.00	.00	.00	.00
2012 010-690-615	CONTINGENCY - HVAC JAIL	100,000.00	100,000.00	N/A	N/A	N/A	N/A	N/A
2012 010-690-620	CONTINGENCY- MURDER TRIALS			44,200.00	.00	.00	.00	.00
2012 010-690-690	CAPITAL LEASE/PRINC			.00	.00	.00	.00	.00
2012 010-690-691	CAPITAL LEASE/INTEREST			.00	.00	.00	.00	.00
2012 010-690-692	LEASE EXPENSE	9,400.00	9,400.00	9,400.00	7,002.00	74.49	10,191.00	10,476.00
2012 010-690-998	GENERAL OPER. EXPENDITURES	3158,700.00	3158,700.00	3410,275.00	3005,647.62	88.14	3157,558.52	3069,739.11
2012 010-700-	--TRANSFERS-----			.00	.00	.00	.00	.00
2012 010-700-000	TRANSFERS IN			.00	.00	.00	.00	.00
2012 010-700-100	TRANSFERS OUT			.00	.00	.00	.00	.00
2012 010-700-998	TOTAL TRANSFERS			.00	.00	.00	.00	.00
2012 010-999-999	TOTAL EXPENDITURES *****	10535,537.00	10535,537.00	10647,221.26	9206,897.03	86.47	10396,060.50	10165,845.32

ACCOUNT #	ACCOUNT NAME	REQUESTED 2012 BUDGET	APPROVED 2012 BUDGET	2011 BUDGET	**** ACTUAL ****		2010 ACTUAL	2009 ACTUAL
					2011 Y-T-D	PERCENT		
2012 011-310-110	TAXES - PRCT #1	300,300.00	300,300.00	203,000.00-	208,107.19	102.52	199,914.21	189,327.63
2012 011-320-100	VEH REG - PRCT #1	79,000.00	79,000.00	52,000.00-	57,194.01	109.99	57,911.29	62,595.23
2012 011-321-100	LT/RD - PRCT #1	5,340.00	5,340.00	3,700.00-	3,760.18	101.63	3,764.01	3,764.54
2012 011-322-100	\$10 LIC FEE - PRCT #1	65,500.00	65,500.00	46,000.00-	38,511.62	83.72	46,465.57	46,317.20
2012 011-322-200	TXDOT/WEIGHT FEE - PRCT #1	6,900.00	6,900.00	4,300.00-	1,715.56	39.90	7,484.63	4,848.88
2012 011-323-100	INT INCOME - PRCT #1	1,000.00	1,000.00	750.00-	703.20	93.76	778.21	2,516.85
2012 011-324-100	OTHER INCOME - PRCT #1			.00	.00	.00	1,759.98	3,500.00
2012 011-395-100	TRANSFERS IN			.00	.00	.00	.00	.00
2012 011-399-999	TOTAL REVENUE - R & B #1	458,040.00	458,040.00	309,750.00-	309,991.76	100.08	318,077.90	312,870.33
2012 011-621-	--ROAD & BRIDGE/PRCT #1-----			.00	.00	.00	.00	.00
2012 011-621-101	SALARY - PRCT #1	50,976.00	50,976.00	50,976.00	46,466.46	91.15	50,975.86	48,548.76
2012 011-621-104	SALARIES - EMPLOYEES/PRCT #1	167,346.00	167,346.00	131,618.50	109,720.48	83.36	121,985.77	122,872.00
2012 011-621-201	SOC SEC	17,100.00	17,100.00	14,250.00	12,016.61	84.33	13,567.08	12,999.46
2012 011-621-203	TCDRS/DEATH BENEFITS	24,870.00	24,870.00	20,500.00	17,808.85	86.87	20,212.95	18,628.38
2012 011-621-210	LONGEVITY	3,016.00	3,016.00	2,392.00	2,392.00	100.00	1,924.00	1,456.00
2012 011-621-335	ROAD MATERIALS - PRCT #1	115,000.00	115,000.00	65,000.00	85,051.99	130.85	46,746.54	40,581.43
2012 011-621-345	SUPPLIES - PRCT #1	7,300.00	7,300.00	7,300.00	4,523.32	61.96	3,368.95	3,647.27
2012 011-621-351	REP/MAINT - PRCT #1	19,000.00	19,000.00	19,000.00	7,614.05	40.07	13,709.92	14,328.18
2012 011-621-358	FUEL - PRCT #1	42,000.00	42,000.00	42,000.00	24,139.26	57.47	24,833.83	21,279.69
2012 011-621-380	COUNTY-WIDE CLEANUP-PRCT #1			.00	.00	.00	2,909.64	4,191.27
2012 011-621-400	LEGAL EXPENSES			.00	.00	.00	.00	.00
2012 011-621-405	DOT COMPLIANCE	350.00	350.00	325.00	232.00	71.38	212.96	227.36
2012 011-621-427	REQUIRED EDUCATION	1,000.00	1,000.00	2,700.00	2,242.00	83.04	2,410.34	3,024.21
2012 011-621-560	BRIDGE PROGRAM - PRCT #1			.00	.00	.00	.00	.00
2012 011-621-570	CAPITAL EXP - PRCT #1	65,000.00	65,000.00	50,000.00	11,625.00	23.25	.00	4,800.00
2012 011-621-998	R & B #1 - EXPENDITURES	512,958.00	512,958.00	406,061.50	323,832.02	79.75	302,857.84	296,584.01
2012 011-700-100	TRANSFERS OUT			.00	.00	.00	.00	.00
2012 011-999-999	TOTAL EXPENDITURES - R & B #	512,958.00	512,958.00	406,061.50	323,832.02	79.75	302,857.84	296,584.01

ACCOUNT #	ACCOUNT NAME	REQUESTED	APPROVED	2011 BUDGET	**** ACTUAL ****		2010 ACTUAL	2009 ACTUAL
		2012 BUDGET	2012 BUDGET		2011 Y-T-D	PERCENT		
2012 012-310-110	TAXES - PRCT #2	379,500.00	379,500.00	326,500.00-	332,588.33	101.86	317,279.00	304,193.25
2012 012-320-100	VEH REG - PRCT #2	100,000.00	100,000.00	94,000.00-	103,664.10	110.28	104,964.21	113,453.84
2012 012-321-100	LT/RD - PRCT #2	6,760.00	6,760.00	6,800.00-	6,815.33	100.23	6,822.26	6,823.24
2012 012-322-100	\$10 LIC FEE - PRCT #2	82,800.00	82,800.00	84,000.00-	69,893.25	83.21	84,218.97	83,757.69
2012 012-322-200	TXDOT/WEIGHT FEE PRCT #2	8,700.00	8,700.00	7,700.00-	3,109.46	40.38	13,565.89	8,788.59
2012 012-323-100	INT INCOME - PRCT #2	1,000.00	1,000.00	1,000.00-	608.04	60.80	936.82	2,682.43
2012 012-324-100	OTHER INCOME - PRCT #2			12,000.00-	12,000.00	100.00	11,363.00	100,907.90
2012 012-339-200	INTERGOVERNMENT REV(BRA)	348,560.00	348,560.00	N/A	N/A	N/A	N/A	N/A
2012 012-399-999	TOTAL REVENUE - R & B #2	927,320.00	927,320.00	532,000.00-	528,678.51	99.38	539,150.15	620,606.94
2012 012-622-	--ROAD & BRIDGE/PRCT #2			.00	.00	.00	.00	.00
2012 012-622-101	SALARY - PRCT #2	50,976.00	50,976.00	50,976.00	46,466.46	91.15	50,975.86	50,975.86
2012 012-622-104	SALARIES - EMPLOYEES/PRCT #2	183,335.00	183,335.00	178,761.85	147,309.44	82.41	169,541.84	165,686.72
2012 012-622-150	CONTRACT LABOR	5,000.00	5,000.00	N/A	N/A	N/A	N/A	N/A
2012 012-622-201	SOC SEC	18,375.00	18,375.00	18,100.00	14,729.69	81.38	17,092.43	16,324.47
2012 012-622-203	TCDRS/DEATH BENEFITS	26,750.00	26,750.00	26,000.00	22,238.00	85.53	25,907.75	23,687.61
2012 012-622-210	LONGEVITY	3,744.00	3,744.00	3,952.00	3,728.00	94.33	3,328.00	3,016.00
2012 012-622-335	ROAD MATERIALS - PRCT #2	185,000.00	185,000.00	137,000.00	122,985.52	89.77	197,146.12	46,334.57
2012 012-622-345	SUPPLIES - PRCT #2	20,000.00	20,000.00	15,000.00	9,922.61	66.15	14,978.47	10,571.84
2012 012-622-351	REP/MAINT - PRCT #2	45,000.00	45,000.00	45,000.00	35,294.72	78.43	38,115.93	34,222.59
2012 012-622-358	FUEL - PRCT #2	65,000.00	65,000.00	60,000.00	48,915.60	81.53	44,249.46	24,874.27
2012 012-622-380	COUNTY-WIDE CLEANUP-PRCT #2			.00	.00	.00	3,743.64	2,753.15
2012 012-622-400	LEGAL EXPENSES			5,000.00	.00	.00	.00	.00
2012 012-622-405	DOT COMPLIANCE	450.00	450.00	500.00	420.50	84.10	385.99	412.09
2012 012-622-427	REQUIRED EDUCATION	6,000.00	6,000.00	6,000.00	3,802.24	63.37	3,586.24	4,533.51
2012 012-622-560	BRIDGE PROGRAM - PRCT #2	70,000.00	70,000.00	45,000.00	5,722.55	12.72	472.60	.00
2012 012-622-570	CAPITAL EXP - PRCT #2	200,000.00	200,000.00	50,000.00	14,573.00	29.15	77,479.00	76,523.20
2012 012-622-690	CAPITAL LEASE/PRINCIPAL	25,750.00	25,750.00	47,700.00	47,680.60	99.96	45,402.31	43,232.97
2012 012-622-691	CAPITAL LEASE/INTEREST	1,250.00	1,250.00	3,650.00	3,634.49	99.58	5,912.78	8,082.11
2012 012-622-998	R & B #2 - EXPENDITURES	906,630.00	906,630.00	692,639.85	527,423.42	76.15	698,318.42	511,230.96
2012 012-700-100	TRANSFERS OUT			.00	.00	.00	.00	.00
2012 012-999-999	TOTAL EXPENDITURES - R & B #	906,630.00	906,630.00	692,639.85	527,423.42	76.15	698,318.42	511,230.96

ACCOUNT #	ACCOUNT NAME	REQUESTED	APPROVED	2011 BUDGET	**** ACTUAL ****		2010 ACTUAL	2009 ACTUAL
		2012 BUDGET	2012 BUDGET		2011 Y-T-D	PERCENT		
2012 013-310-110	TAXES - PRCT #3	310,200.00	310,200.00	274,500.00-	279,975.85	101.99	271,169.09	255,654.64
2012 013-320-100	VEH REG - PRCT #3	82,000.00	82,000.00	78,000.00-	85,790.96	109.99	86,866.91	94,828.69
2012 013-321-100	LT/RD - PRCT #3	5,520.00	5,520.00	5,600.00-	5,640.28	100.72	5,646.01	5,646.82
2012 013-322-100	\$10 LIC FEE - PRCT #3	67,675.00	67,675.00	70,000.00-	57,767.40	82.52	69,698.47	68,400.13
2012 013-322-200	TXDOT/WEIGHT FEE PRCT #3	7,125.00	7,125.00	6,400.00-	2,573.34	40.21	11,226.94	7,273.32
2012 013-323-100	INT INCOME	1,000.00	1,000.00	1,000.00-	827.08	82.71	965.63	3,650.71
2012 013-324-100	OTHER INCOME			3,150.00-	5,171.06	164.16	8,838.04	.00
2012 013-339-200	INTERGOVERNMENTAL REV(BRA)	51,440.00	51,440.00	N/A	N/A	N/A	N/A	N/A
2012 013-399-999	TOTAL REVENUE - R & B #3	524,960.00	524,960.00	438,650.00-	437,745.97	99.79	454,411.09	435,454.31
2012 013-623-	--ROAD & BRIDGE/PRCT #3-----			.00	.00	.00	.00	.00
2012 013-623-101	SALARY - PRCT #3	50,976.00	50,976.00	50,976.00	46,466.46	91.15	50,975.86	50,975.99
2012 013-623-104	SALARIES - EMPLOYEES/PRCT #3	155,346.00	155,346.00	151,690.20	117,074.04	77.18	139,577.67	126,811.01
2012 013-623-201	SOC SEC	16,200.00	16,200.00	15,900.00	12,795.49	80.47	15,181.65	14,305.11
2012 013-623-203	TCDRS/DEATH BENEFITS	23,550.00	23,550.00	22,850.00	18,855.06	82.52	22,441.99	20,030.27
2012 013-623-210	LONGEVITY	3,224.00	3,224.00	3,432.00	3,432.00	100.00	2,860.00	9,776.00
2012 013-623-335	ROAD MATERIALS - PRCT #3	100,000.00	100,000.00	100,000.00	64,962.43	64.96	115,318.35	49,704.49
2012 013-623-345	SUPPLIES - PRCT #3	16,000.00	16,000.00	16,000.00	13,546.67	84.67	9,869.48	8,268.79
2012 013-623-351	REP/MAINT - PRCT #3	30,000.00	30,000.00	33,150.00	29,844.27	90.03	27,486.98	30,034.72
2012 013-623-358	FUEL - PRCT #3	65,000.00	65,000.00	65,000.00	52,031.69	80.05	42,916.59	32,030.96
2012 013-623-380	COUNTY-WIDE CLEANUP-PRCT #3			.00	.00	.00	1,772.04	2,115.69
2012 013-623-400	LEGAL EXPENSES			.00	.00	.00	.00	.00
2012 013-623-405	DOT COMPLIANCE	375.00	375.00	500.00	348.00	69.60	419.44	391.04
2012 013-623-427	REQUIRED EDUCATION	1,500.00	1,500.00	1,500.00	931.50	62.10	1,569.75	2,535.76
2012 013-623-560	BRIDGE PROGRAM - PRCT #3	100,000.00	100,000.00	30,000.00	.00	.00	1,538.29	1,016.20
2012 013-623-570	CAPITAL EXP - PRCT #3	25,000.00	25,000.00	25,000.00	22,697.41	90.79	74,725.00	.00
2012 013-623-690	CAPITAL LEASE/PRINCIPAL			23,265.00	23,263.67	99.99	22,114.80	21,022.68
2012 013-623-691	CAPITAL LEASE/INTEREST			1,210.00	1,208.55	99.88	2,357.41	3,449.54
2012 013-623-998	R & B #3 - EXPENDITURES	587,171.00	587,171.00	540,473.20	407,457.24	75.39	531,125.30	372,468.25
2012 013-700-100	TRANSFERS OUT			4,000.00	4,000.00	100.00	.00	.00
2012 013-999-999	TOTAL EXPENDITURES - R & B #	587,171.00	587,171.00	544,473.20	411,457.24	75.57	531,125.30	372,468.25

ACCOUNT #	ACCOUNT NAME	REQUESTED 2012 BUDGET	APPROVED 2012 BUDGET	2011 BUDGET	**** ACTUAL ****  2011 Y-T-D PERCENT	2010 ACTUAL	2009 ACTUAL
2012 014-310-110	TAXES - PRCT #4	330,000.00	330,000.00	348,500.00-	355,075.62 101.89	341,096.52	324,639.10
2012 014-320-100	VEH REG - PRCT #4	87,000.00	87,000.00	100,000.00-	110,813.34 110.81	112,203.14	121,278.21
2012 014-321-100	LT/RD - PRCT #4	5,875.00	5,875.00	7,300.00-	7,285.36 99.80	7,292.76	7,293.80
2012 014-322-100	\$10 LIC FEE - PRCT #4	72,000.00	72,000.00	90,000.00-	74,616.32 82.91	90,027.09	89,531.47
2012 014-322-200	TXDOT/WEIGHT FEE - PRCT #4	7,175.00	7,175.00	8,300.00-	3,323.90 40.05	14,501.44	9,394.71
2012 014-323-100	INT INCOME - PRCT #4	1,500.00	1,500.00	1,000.00-	1,151.14 115.11	974.15	2,629.46
2012 014-324-100	OTHER INCOME - PRCT #4			.00	.00 .00	4,327.69	500.00
2012 014-399-999	TOTAL REVENUE - R & B #4	503,550.00	503,550.00	555,100.00-	552,265.68 99.49	570,422.79	555,266.75
2012 014-624-	--ROAD & BRIDGE/PRCT #4-----			.00	.00 .00	.00	.00
2012 014-624-101	SALARY - PRCT #4	50,976.00	50,976.00	50,976.00	46,466.46 91.15	50,975.86	50,975.86
2012 014-624-104	SALARIES - EMPLOYEES/PRCT #4	146,698.00	146,698.00	175,119.10	120,303.36 68.70	133,047.36	136,977.89
2012 014-624-201	SOC SEC	15,800.00	15,800.00	18,000.00	12,314.45 68.41	13,640.93	13,722.92
2012 014-624-203	TCDRS/DEATH BENEFITS	22,875.00	22,875.00	25,700.00	19,320.10 75.18	21,869.66	20,688.76
2012 014-624-210	LONGEVITY	5,824.00	5,824.00	5,408.00	4,896.00 90.53	4,784.00	4,264.00
2012 014-624-335	ROAD MATERIALS - PRCT #4	120,000.00	120,000.00	150,000.00	63,490.53 42.33	141,375.19	120,103.14
2012 014-624-345	SUPPLIES - PRCT #4	15,000.00	15,000.00	16,500.00	8,553.86 51.84	10,421.34	8,560.82
2012 014-624-351	REP/MAINT - PRCT #4	20,000.00	20,000.00	29,000.00	20,486.66 70.64	33,668.86	26,127.43
2012 014-624-358	FUEL - PRCT #4	35,000.00	35,000.00	40,000.00	34,051.74 85.13	38,389.87	28,541.92
2012 014-624-380	COUNTY-WIDE CLEANUP-PRCT #4			.00	.00 .00	3,638.52	3,126.28
2012 014-624-400	LEGAL EXPENSES			1,000.00	450.00 45.00	1,000.00	392.00
2012 014-624-405	DOT COMPLIANCE	400.00	400.00	500.00	449.50 89.90	412.61	440.51
2012 014-624-427	REQUIRED EDUCATION	3,000.00	3,000.00	3,000.00	2,331.16 77.71	3,134.43	3,818.31
2012 014-624-461	LEASE EXPENSE			.00	.00 .00	.00	.00
2012 014-624-560	BRIDGE PROGRAM - PRCT #4	5,000.00	5,000.00	15,000.00	328.76 2.19	92,361.43	46,433.96
2012 014-624-570	CAPITAL EXP - PRCT #4	50,000.00	50,000.00	88,000.00	87,815.00 99.79	47,713.00	24,300.00
2012 014-624-690	TIME WARRANT/PRINCIPAL	100,000.00	100,000.00	23,265.00	23,263.66 99.99	22,114.81	21,022.68
2012 014-624-691	TIME WARRANT/INTEREST	7,000.00	7,000.00	1,210.00	1,208.55 99.88	2,357.41	3,449.54
2012 014-624-998	R & B #4 - EXPENDITURES	597,573.00	597,573.00	642,678.10	445,729.79 69.36	620,905.28	512,946.02
2012 014-700-100	TRANSFERS OUT			.00	.00 .00	.00	.00
2012 014-999-999	TOTAL EXPENDITURES - R & B #	597,573.00	597,573.00	642,678.10	445,729.79 69.36	620,905.28	512,946.02

**SPECIAL REVENUE**

**FUNDS**

ACCOUNT #	ACCOUNT NAME	REQUESTED 2012 BUDGET	APPROVED 2012 BUDGET	2011 BUDGET	**** ACTUAL ****		2010 ACTUAL	2009 ACTUAL
					2011 Y-T-D	PERCENT		
2012 020-340-200	COMMISSARY REVENUE	20,000.00	20,000.00	18,000.00-	15,792.82	87.74	15,811.35	22,030.93
2012 020-340-250	COMMISSARY-PHONE CARD REVENU	6,000.00	6,000.00	12,000.00-	4,736.00	39.47	7,171.00	16,589.23
2012 020-340-300	OVER THE COUNTER REVENUE	750.00	750.00	700.00-	664.15	94.88	606.92	674.49
2012 020-370-500	OTHER INCOME	50.00	50.00	300.00-	3.81	1.27	4.76	166.60
2012 020-385-300	INCREASE/DECREASE IN INVENTO			.00	.00	.00	.00	.00
2012 020-399-999	TOTAL REVENUE	26,800.00	26,800.00	31,000.00-	21,196.78	68.38	23,594.03	39,461.25
2012 020-566-150	OPERATION & MGMT FEE	1,200.00	1,200.00	1,200.00	900.00	75.00	1,200.00	1,200.00
2012 020-566-250	SALES TAX EXPENSE	60.00	60.00	60.00	43.17	71.95	41.94	11.72
2012 020-566-275	PHONE CARD EXPENSE	5,000.00	5,000.00	10,000.00	2,925.00	29.25	5,707.20	11,805.00
2012 020-566-300	COMMISSARY SUPPLIES	4,500.00	4,500.00	2,000.00	3,293.35	164.67	4,006.66	.00
2012 020-566-325	OVER THE COUNTER SUPPLIES	1,500.00	1,500.00	2,000.00	1,060.37	53.02	317.42	848.92
2012 020-566-350	INDIGENT SUPPLIES	6,000.00	6,000.00	9,000.00	3,055.56	33.95	9,320.77	7,398.62
2012 020-566-354	REP/MAINT - JAIL	12,000.00	12,000.00	10,000.00	.00	.00	.00	1,100.05
2012 020-566-375	INMATE EDUCATION	1,000.00	1,000.00	1,000.00	279.97	28.00	48.45	.00
2012 020-566-400	COMMISSARY - CABLE TV	600.00	600.00	600.00	390.40	65.07	493.05	479.47
2012 020-566-496	COMMISSARY - MISC/EXP	10,000.00	10,000.00	8,000.00	1,409.23	17.62	5,746.67	9,036.91
2012 020-566-500	COMMISSARY - CAPITAL EXP	7,500.00	7,500.00	5,000.00	1,630.97	32.62	1,384.34	3,412.79
2012 020-999-999	TOTAL EXPENDITURES	49,360.00	49,360.00	48,860.00	14,988.02	30.68	28,266.50	35,293.48



ACCOUNT #	ACCOUNT NAME	REQUESTED	APPROVED	2011 BUDGET	**** ACTUAL ****		2010 ACTUAL	2009 ACTUAL
		2012 BUDGET	2012 BUDGET		2011 Y-T-D	PERCENT		
2012 024-360-100	INTEREST INCOME	25.00	25.00	.00	13.04	.00	.28	N/A
2012 024-399-999	TOTAL REVENUE	25.00	25.00	.00	13.04	.00	.28	.00
2012 024-690-351	CEMETERY MAINTENANCE	300.00	300.00	.00	150.00	.00	50.00	N/A
2012 024-999-999	TOTAL EXPENDITURES	300.00	300.00	.00	150.00	.00	50.00	.00

ACCOUNT #	ACCOUNT NAME	REQUESTED	APPROVED	2011 BUDGET	**** ACTUAL ****		2010 ACTUAL	2009 ACTUAL
		2012 BUDGET	2012 BUDGET		2011 Y-T-D	PERCENT		
2012 035-318-110	HOTEL OCCUPANCY TAX	123,500.00	123,500.00	123,500.00-	70,030.04	56.70	117,621.83	123,372.84
2012 035-318-210	HOTEL OCCUPANCY TAX - COUNTY	6,500.00	6,500.00	6,500.00-	1,656.26	25.48	6,190.63	6,493.32
2012 035-360-100	INTEREST INCOME	225.00	225.00	225.00-	145.66	64.74	229.16	232.33
2012 035-399-999	TOTAL REVENUE	130,225.00	130,225.00	130,225.00-	71,831.96	55.16	124,041.62	130,098.49
2012 035-470-100	PK CHAMBER OF COMMERCE	99,000.00	99,000.00	99,000.00	62,545.83	63.18	93,906.51	98,698.28
2012 035-470-200	MW CHAMBER OF COMMERCE	24,500.00	24,500.00	24,500.00	15,636.46	63.82	23,476.62	24,674.56
2012 035-470-496	MISC TOURISM EXPENSE	20,000.00	20,000.00	15,000.00	.00	.00	5,300.00	1,098.00
2012 035-999-999	TOTAL EXPENDITURES	143,500.00	143,500.00	138,500.00	78,182.29	56.45	122,683.13	124,470.84

ACCOUNT #	ACCOUNT NAME	REQUESTED	APPROVED	2011 BUDGET	**** ACTUAL ****		2010 ACTUAL	2009 ACTUAL
		2012 BUDGET	2012 BUDGET		2011 Y-T-D	PERCENT		
2012 050-340-400	RECORDS MGMT & PRES FEE	50,000.00	50,000.00	45,000.00-	55,831.50	124.07	43,598.00	48,177.00
2012 050-340-450	RECORDS ARCHIVE FEE	50,000.00	50,000.00	45,000.00-	57,119.16	126.93	44,918.00	49,668.00
2012 050-340-460	DIGITIZE RECORDS FEE - CO CR	1,200.00	1,200.00	1,000.00-	1,650.00	165.00	1,160.00	N/A
2012 050-340-475	VITAL STATISTICS PRES FEE	1,000.00	1,000.00	1,000.00-	728.00	72.80	1,045.00	1,009.00
2012 050-360-100	INTEREST INCOME	1,300.00	1,300.00	1,800.00-	1,090.33	60.57	1,932.08	1,758.53
2012 050-390-000	TRANSFER IN			.00	.00	.00	.00	.00
2012 050-399-999	TOTAL REVENUE	<u>103,500.00</u>	<u>103,500.00</u>	93,800.00-	116,418.99	124.11	92,653.08	100,612.53
2012 050-690-104	SALARIES - EMPLOYEES/PRF			30,618.00	.00	.00	.00	.00
2012 050-690-201	SOCIAL SECURITY			2,345.00	.00	.00	.00	.00
2012 050-690-203	TCDRS/DEATH BENEFITS			3,395.00	.00	.00	.00	.00
2012 050-690-427	REQUIRED EDUC - VITAL STAT	1,000.00	1,000.00	1,000.00	.00	.00	N/A	N/A
2012 050-690-496	RECORDS MGMT & PRESERVATION	65,000.00	65,000.00	65,000.00	64,125.82	98.66	62,152.00	62,251.67
2012 050-690-498	CT RECORDS DIGITALIZATION PR	1,000.00	1,000.00	1,000.00	.00	.00	.00	N/A
2012 050-690-499	RECORDS ARCHIVE RESTORATION	75,000.00	75,000.00	100,000.00	7,751.25	7.75	103,700.50	.00
2012 050-690-500	VITAL STATISTICS PRESERVATIO	8,000.00	8,000.00	2,000.00	.00	.00	.00	.00
2012 050-999-999	TOTAL EXPENSES	<u>150,000.00</u>	<u>150,000.00</u>	205,358.00	71,877.07	35.00	165,852.50	62,251.67

ACCOUNT #	ACCOUNT NAME	REQUESTED	APPROVED	2011 BUDGET	**** ACTUAL ****		2010 ACTUAL	2009 ACTUAL
		2012 BUDGET	2012 BUDGET		2011 Y-T-D	PERCENT		
2012 051-340-700	RECORDS MGMT & PRES FEE	2,800.00	2,800.00	2,800.00-	2,626.58	93.81	2,870.03	2,442.50
2012 051-340-750	DIST CRT RECORDS ARCHIVE FEE	2,200.00	2,200.00	1,500.00-	2,235.00	149.00	1,705.00	N/A
2012 051-340-775	DIST CRT DIGITIZE RECORDS FE	4,200.00	4,200.00	2,500.00-	3,968.00	158.72	2,912.00	N/A
2012 051-360-100	INTEREST INCOME	100.00	100.00	50.00-	92.98	185.96	76.08	69.35
2012 051-399-999	TOTAL REVENUE	9,300.00	9,300.00	6,850.00-	8,922.56	130.26	7,563.11	2,511.85
2012 051-690-495	RECORDS MGMT STORAGE	6,000.00	6,000.00	6,000.00	.00	.00	.00	N/A
2012 051-690-496	RECORDS MGMT & PRESERVATION	5,000.00	5,000.00	5,000.00	.00	.00	702.70	3,608.00
2012 051-690-498	CT RECORDS ARCHIVE RESTORATI	2,000.00	2,000.00	2,000.00	.00	.00	.00	N/A
2012 051-690-499	CT RECORDS DIGITALIZATION PR	5,000.00	5,000.00	5,000.00	.00	.00	.00	N/A
2012 051-999-999	TOTAL EXPENDITURES	18,000.00	18,000.00	18,000.00	.00	.00	702.70	3,608.00

ACCOUNT #	ACCOUNT NAME	REQUESTED	APPROVED	2011 BUDGET	**** ACTUAL ****		2010 ACTUAL	2009 ACTUAL
		2012 BUDGET	2012 BUDGET		2011 Y-T-D	PERCENT		
2012 052-340-400	FINES AND FEES - CO. CLERK	8,000.00	8,000.00	8,000.00-	6,486.74	81.08	8,013.50	8,062.00
2012 052-340-700	FINES AND FEES - DIST. CLERK	4,500.00	4,500.00	4,500.00-	4,159.98	92.44	4,581.50	4,590.00
2012 052-360-100	INTEREST INCOME	350.00	350.00	300.00-	335.48	111.83	362.30	284.60
2012 052-399-999	TOTAL REVENUE	12,850.00	12,850.00	12,800.00-	10,982.20	85.80	12,957.30	12,936.60
2012 052-690-496	MISCELLANEOUS EXPENSE	88,000.00	88,000.00	75,000.00	.00	.00	.00	.00
2012 052-999-999	TOTAL EXPENSES	88,000.00	88,000.00	75,000.00	.00	.00	.00	.00

ACCOUNT #	ACCOUNT NAME	REQUESTED	APPROVED	2011 BUDGET	**** ACTUAL ****		2010 ACTUAL	2009 ACTUAL
		2012 BUDGET	2012 BUDGET		2011 Y-T-D	PERCENT		
2012 054-340-400	FEES - COUNTY CLERK	5,800.00	5,800.00	5,500.00-	5,775.00	105.00	5,600.00	5,390.00
2012 054-340-700	FEES - DISTRICT CLERK	14,000.00	14,000.00	14,000.00-	13,435.50	95.97	13,920.00	12,160.00
2012 054-360-100	INTEREST INCOME	200.00	200.00	150.00-	173.50	115.67	183.97	150.89
2012 054-399-999	TOTAL REVENUES	20,000.00	20,000.00	19,650.00-	19,384.00	98.65	19,703.97	17,700.89
2012 054-690-570	CAPITAL EXPENDITURES	10,000.00	10,000.00	10,000.00	.00	.00	.00	682.34
2012 054-690-590	LAW LIBRARY EXPENDITURES	25,000.00	25,000.00	25,000.00	9,929.19	39.72	17,383.46	9,136.50
2012 054-999-999	TOTAL EXPENDITURES	35,000.00	35,000.00	35,000.00	9,929.19	28.37	17,383.46	9,818.84

ACCOUNT #	ACCOUNT NAME	REQUESTED	APPROVED	2011 BUDGET	**** ACTUAL ****		2010 ACTUAL	2009 ACTUAL
		2012 BUDGET	2012 BUDGET		2011 Y-T-D	PERCENT		
2012 055-340-400	FEES - COUNTY CLERK	12,000.00	12,000.00	11,000.00-	12,638.00	114.89	10,357.00	11,250.00
2012 055-340-700	FEES - DISTRICT CLERK	2,800.00	2,800.00	3,000.00-	2,578.45	85.95	2,825.14	2,553.54
2012 055-340-800	FEES - JUSTICES OF THE PEACE	12,000.00	12,000.00	12,000.00-	9,734.39	81.12	11,533.44	14,471.09
2012 055-360-100	INTEREST INCOME	800.00	800.00	1,000.00-	644.77	64.48	1,073.44	981.62
2012 055-399-999	TOTAL REVENUES	27,600.00	27,600.00	27,000.00-	25,595.61	94.80	25,789.02	29,256.25
2012 055-690-101	SALARIES	42,500.00	42,500.00	62,151.50	38,908.80	62.60	.00	.00
2012 055-690-105	OVERTIME			.00	.00	.00	.00	.00
2012 055-690-150	CONTRACT SERVICES			.00	.00	.00	.00	.00
2012 055-690-201	SOC SEC	3,250.00	3,250.00	4,775.00	2,789.67	58.42	.00	.00
2012 055-690-203	TCDRS/DEATH BENEFITS	4,775.00	4,775.00	7,000.00	4,312.50	61.61	.00	.00
2012 055-690-210	LONGEVITY			.00	.00	.00	.00	.00
2012 055-690-251	GROUP HEALTH INS			.00	.00	.00	.00	.00
2012 055-690-345	GENERAL SUPPLIES	5,000.00	5,000.00	5,000.00	.00	.00	147.69	.00
2012 055-690-348	UNIFORMS	1,000.00	1,000.00	1,000.00	.00	.00	.00	.00
2012 055-690-351	REP/MAINT - CHS	10,000.00	10,000.00	5,000.00	.00	.00	1,646.50	6,807.00
2012 055-690-427	REQUIRED EDUCATION			.00	.00	.00	.00	.00
2012 055-690-496	MISCELLANEOUS EXPENSES			.00	.00	.00	.00	.00
2012 055-690-570	CAPITAL EXPENDITURES	10,000.00	10,000.00	10,000.00	.00	.00	.00	24,019.00
2012 055-690-572	MACH/EQUIP - MINOR PURCHASE	10,000.00	10,000.00	10,000.00	.00	.00	.00	4,437.22
2012 055-999-999	TOTAL EXPENSES	86,525.00	86,525.00	104,926.50	46,010.97	43.85	1,794.19	35,263.22

ACCOUNT #	ACCOUNT NAME	REQUESTED 2012 BUDGET	APPROVED 2012 BUDGET	2011 BUDGET	**** ACTUAL ****		2010 ACTUAL	2009 ACTUAL
					2011 Y-T-D	PERCENT		
2012 056-340-400	FEES - COUNTY CLERK	800.00	800.00	1,000.00-	736.00	73.60	403.00	N/A
2012 056-340-700	FEES - DISTRICT CLERK	150.00	150.00	500.00-	152.00	30.40	80.00	N/A
2012 056-340-800	FEES - JUSTICES OF THE PEACE	14,000.00	14,000.00	15,000.00-	12,426.27	82.84	14,885.59	18,317.79
2012 056-360-100	INTEREST INCOME	300.00	300.00	300.00-	262.63	87.54	315.37	269.70
2012 056-399-999	TOTAL REVENUES	15,250.00	15,250.00	16,800.00-	13,576.90	80.81	15,683.96	18,587.49
2012 056-403-	--COUNTY CLERK/COURT-----			.00	.00	.00	N/A	N/A
2012 056-403-496	MISCELLANEOUS SUPPLIES	1,500.00	1,500.00	1,000.00	.00	.00	N/A	N/A
2012 056-403-998	COUNTY CLERK/COURT EXPENDITU	1,500.00	1,500.00	1,000.00	.00	.00	.00	.00
2012 056-450-	--DISTRICT CLERK/COURT-----			.00	.00	.00	N/A	N/A
2012 056-450-496	MISCELLANEOUS SUPPLIES	250.00	250.00	500.00	.00	.00	N/A	N/A
2012 056-450-998	DIST CLERK/COURT EXPENDITURE	250.00	250.00	500.00	.00	.00	.00	.00
2012 056-690-351	MAINTENANCE	4,000.00	4,000.00	1,000.00	.00	.00	.00	838.38
2012 056-690-421	CONTRACTUAL/INTERNET SERV	3,000.00	3,000.00	2,500.00	1,316.41	52.66	1,126.40	.00
2012 056-690-427	TRAVEL & TRAINING	5,500.00	5,500.00	5,500.00	2,341.80	42.58	1,694.60	1,108.56
2012 056-690-496	MISCELLANEOUS SUPPLIES	26,500.00	26,500.00	14,000.00	1,727.22	12.34	2,553.93	3,156.81
2012 056-690-570	CAPITAL EXPENDITURES	10,000.00	10,000.00	10,000.00	.00	.00	.00	1,759.15
2012 056-690-572	OFFICE MACH/EQUIP-MINOR PURC	19,250.00	19,250.00	22,000.00	8,027.97	36.49	7,731.94	2,384.08
2012 056-999-999	TOTAL EXPENDITURES	70,000.00	70,000.00	56,500.00	13,413.40	23.74	13,106.87	9,246.98



ACCOUNT #	ACCOUNT NAME	REQUESTED	APPROVED	2011 BUDGET	**** ACTUAL ****		2010 ACTUAL	2009 ACTUAL
		2012 BUDGET	2012 BUDGET		2011 Y-T-D	PERCENT		
2012 057-340-800	FEES - JUSTICES OF THE PEACE	3,500.00	3,500.00	3,500.00-	2,919.13	83.40	3,499.64	4,306.19
2012 057-360-100	INTEREST INCOME	35.00	35.00	60.00-	30.06	50.10	55.03	79.04
2012 057-399-999	TOTAL REVENUES	3,535.00	3,535.00	3,560.00-	2,949.19	82.84	3,554.67	4,385.23
2012 057-690-351	REP/MAINT - JUSTICE COURTS	4,000.00	4,000.00	2,000.00	197.41	9.87	1,562.50	.00
2012 057-690-496	MISCELLANEOUS EXPENSES			.00	.00	.00	.00	.00
2012 057-690-570	CAPITAL EXPENDITURES	5,000.00	5,000.00	7,000.00	.00	.00	13,400.00	.00
2012 057-999-999	TOTAL EXPENDITURES	9,000.00	9,000.00	9,000.00	197.41	2.19	14,962.50	.00

ACCOUNT #	ACCOUNT NAME	REQUESTED	APPROVED	2011 BUDGET	**** ACTUAL ****		2010 ACTUAL	2009 ACTUAL
		2012 BUDGET	2012 BUDGET		2011 Y-T-D	PERCENT		
2012 058-360-100	INTEREST INCOME	15.00	15.00	10.00-	15.09	150.90	15.83	11.10
2012 058-366-100	VENDING MACHINE SALES	3,000.00	3,000.00	3,000.00-	2,659.35	88.65	2,950.45	3,054.25
2012 058-366-200	VENDING MACHINE SALES-SO	1,000.00	1,000.00	1,500.00-	888.55	59.24	1,247.20	1,546.35
2012 058-368-000	SALES TAX DISCOUNT			.00	.00	.00	.00	.00
2012 058-370-100	OTHER INCOME			.00	.00	.00	.00	.00
2012 058-399-999	TOTAL REVENUE	<u>4,015.00</u>	<u>4,015.00</u>	4,510.00-	3,562.99	79.00	4,213.48	4,611.70
2012 058-635-100	VENDING MACHINE SUPPLIES	2,200.00	2,200.00	2,500.00	1,634.24	65.37	2,398.46	1,987.18
2012 058-635-150	VENDING MACHINE SUP - SO	500.00	500.00	800.00	412.62	51.58	379.42	609.52
2012 058-635-200	SALES TAX EXPENSE	175.00	175.00	200.00	120.15	60.08	156.45	164.64
2012 058-635-250	SALES TAX EXPENSE - SO	100.00	100.00	150.00	46.89	31.26	78.64	93.21
2012 058-635-496	MISC EXPENSE	500.00	500.00	1,000.00	50.67	5.07	192.81	678.60
2012 058-635-499	MISC EXPENSE - SO	1,000.00	1,000.00	1,200.00	416.81	34.73	467.16	917.15
2012 058-635-570	CAPITAL EXP			1,500.00	4,550.00	303.33	.00	.00
2012 058-999-999	TOTAL EXPENDITURES	<u>4,475.00</u>	<u>4,475.00</u>	7,350.00	7,231.38	98.39	3,672.94	4,450.30

ACCOUNT #	ACCOUNT NAME	REQUESTED 2012 BUDGET	APPROVED 2012 BUDGET	2011 BUDGET	**** ACTUAL ****		2010 ACTUAL	2009 ACTUAL
					2011 Y-T-D	PERCENT		
2012 073-330-100	FEDERAL GRANT PROCEEDS	5,130.00	5,130.00	34,292.00-	21,631.05	63.08	11,584.12	8,238.43
2012 073-335-100	STATE GRANT PROCEEDS	270.00	270.00	1,793.00-	1,138.47	63.50	385.10	375.78
2012 073-360-100	INTEREST INCOME			.00	.00	.00	.00	.00
2012 073-399-999	TOTAL REVENUE	<u>5,400.00</u>	<u>5,400.00</u>	36,085.00-	22,769.52	63.10	11,969.22	8,614.21
2012 073-690-345	GENERAL SUPPLIES			5,000.00	139.08	2.78	11,752.06	.00
2012 073-690-352	CONTRACT MAINTENANCE			5,500.00	5,466.00	99.38	.00	6,615.65
2012 073-690-421	CONTRACTUAL/INTERNET SERV			.00	.00	.00	.00	.00
2012 073-690-426	ELECTION WORKER TRAINING			.00	.00	.00	.00	900.00
2012 073-690-427	TRAVEL & TRAINING			220.00	.00	.00	217.16	1,098.56
2012 073-690-429	VOTER EDUCATION EXPENSE			.00	.00	.00	.00	.00
2012 073-690-572	OTHER EQUIPMENT	5,400.00	5,400.00	25,365.00	17,164.44	67.67	.00	.00
2012 073-690-574	HAVA VOTING EQUIPMENT(ADA)			.00	.00	.00	.00	.00
2012 073-690-575	HAVA VOTING EQUIPMENT(NON AD			.00	.00	.00	.00	.00
2012 073-999-999	TOTAL EXPENDITURES	<u>5,400.00</u>	<u>5,400.00</u>	36,085.00	22,769.52	63.10	11,969.22	8,614.21

**DEBT SERVICE  
FUNDS**

ACCOUNT #	ACCOUNT NAME	REQUESTED	APPROVED	2011 BUDGET	**** ACTUAL ****		2010 ACTUAL	2009 ACTUAL
		2012 BUDGET	2012 BUDGET		2011 Y-T-D	PERCENT		
2012 062-360-000	INTEREST INCOME			.00	.00	.00	10.83	106.14
2012 062-370-200	LEASE REVENUE	21,000.00	21,000.00	.00	.00	.00	N/A	N/A
2012 062-399-999	TOTAL REVENUE	21,000.00	21,000.00	.00	.00	.00	10.83	106.14
2012 062-630-649	PRINCIPAL PMT/TX CAPITAL FUN	21,000.00	21,000.00	N/A	N/A	N/A	N/A	N/A
2012 062-650-659	INT RETIREMENT/TAX NOTES	***DELETE***	***DELETE***	.00	.00	.00	.00	1,388.00
2012 062-690-690	FISCAL CHGS/TAX NOTES	***DELETE***	***DELETE***	.00	.00	.00	.00	.00
2012 062-690-691	TRANSFER OUT			.00	.00	.00	12,710.07	.00
2012 062-999-999	TOTAL EXPENDITURES	21,000.00	21,000.00	.00	.00	.00	12,710.07	1,388.00

# **CAPITAL PROJECTS**

## **FUNDS**

ACCOUNT #	ACCOUNT NAME	REQUESTED	APPROVED	2011 BUDGET	**** ACTUAL ****		2010 ACTUAL	2009 ACTUAL
		2012 BUDGET	2012 BUDGET		2011 Y-T-D	PERCENT		
2012 070-360-100	INTEREST INCOME			.00	100.00	.00	.00	.00
2012 070-380-200	LOAN PROCEEDS	14,000.00	14,000.00	595,500.00-	595,500.00	100.00	.00	.00
2012 070-399-999	TOTAL REVENUE	14,000.00	14,000.00	595,500.00-	595,600.00	100.02	.00	.00
2012 070-520-401	AUDIT	3,000.00	3,000.00	.00	.00	.00	.00	N/A
2012 070-520-411	ADMINISTRATION FEES	11,000.00	11,000.00	35,500.00	35,500.00	100.00	.00	N/A
2012 070-520-550	FACILITY AQUISITION			560,000.00	560,000.00	100.00	.00	N/A
2012 070-999-999	TOTAL EXPENDITURES	14,000.00	14,000.00	595,500.00	595,500.00	100.00	.00	.00

ACCOUNT #	ACCOUNT NAME	REQUESTED	APPROVED	2011 BUDGET	**** ACTUAL ****		2010 ACTUAL	2009 ACTUAL
		2012 BUDGET	2012 BUDGET		2011 Y-T-D	PERCENT		
2012 072-360-100	INTEREST INCOME	1,000.00	1,000.00	1,000.00-	793.62	79.36	1,137.92	938.82
2012 072-370-100	LEASE INCOME(DEMPSEY)	27,360.00	27,360.00	.00	.00	.00	46,667.00	70,000.00
2012 072-399-999	TOTAL REVENUE	28,360.00	28,360.00	1,000.00-	793.62	79.36	47,804.92	70,938.82
2012 072-516-350	REP/MAINT - DEMPSEY FACILITY	50,000.00	50,000.00	45,000.00	2,189.47	4.87	15,953.77	.00
2012 072-516-400	PROFESSIONAL FEES			3,500.00	3,325.00	95.00	.00	.00
2012 072-516-427	TRAVEL/TRAINING			1,500.00	925.00	61.67	N/A	N/A
2012 072-516-555	CAPITAL IMPROV - DEMPSEY	175,000.00	175,000.00	50,000.00	.00	.00	.00	211.28
2012 072-690-691	TRANSFER OUT TO GENERAL FUND	25,000.00	25,000.00	100,000.00	.00	.00	N/A	N/A
2012 072-999-999	TOTAL EXPENDITURES	250,000.00	250,000.00	200,000.00	6,439.47	3.22	15,953.77	211.28



ACCOUNT #	ACCOUNT NAME	REQUESTED	APPROVED	2011 BUDGET	**** ACTUAL ****		2010 ACTUAL	2009 ACTUAL
		2012 BUDGET	2012 BUDGET		2011 Y-T-D	PERCENT		
2012 074-330-200	FEDERAL GRANT PROCEEDS	86,365.00	86,365.00	86,365.00-	.00	.00	N/A	N/A
2012 074-360-100	INTEREST INCOME	2,000.00	2,000.00	1,500.00-	1,598.85	106.59	1,855.20	2,666.85
2012 074-370-496	OTHER INCOME			.00	.00	.00	.00	11,735.68
2012 074-395-100	TRANSFERS IN			.00	.00	.00	.00	.00
2012 074-399-999	TOTAL REVENUE	88,365.00	88,365.00	87,865.00-	1,598.85	1.82	1,855.20	14,402.53
2012 074-516-356	REP/MAINT - DEMPSEY FIELD			.00	.00	.00	.00	1,659.98
2012 074-690-350	RENOVATIONS - BLDGS			.00	.00	.00	18,434.02	74,458.00
2012 074-690-352	REP/MAINT - CO BLDGS	342,000.00	342,000.00	200,000.00	.00	.00	.00	39,482.00
2012 074-690-533	CAPITAL/BUILDING			.00	.00	.00	.00	167,578.43
2012 074-690-550	DEMOLITION/RESURFACING			.00	.00	.00	.00	58,540.00
2012 074-690-555	ENERGY PROGRAM	86,365.00	86,365.00	86,365.00	.00	.00	N/A	N/A
2012 074-690-572	OFF FURN/EQUIP - MINOR PURCH			.00	.00	.00	.00	N/A
2012 074-690-585	OFF MACH/EQUIP			135,000.00	.00	.00	.00	N/A
2012 074-690-691	TRANSFER OUT TO GENERAL FUND			.00	.00	.00	N/A	N/A
2012 074-999-999	TOTAL EXPENDITURES	428,365.00	428,365.00	421,365.00	.00	.00	18,434.02	341,718.41

# **2012 WAGE SCALE**

**By: Department & Position**

PALO PINTO COUNTY  
WAGE SCALE -- FY 2012

DEPARTMENT	POSITION	BASE	ANNUAL
<b>COMM. COURT #401</b>			
	Secretary	\$15.86	<u>\$32,988.80</u>
<b>COUNTY CLERK #403</b>			
	Chief Deputy	\$15.86	\$32,988.80
	Chief Deputy	\$15.86	\$32,988.80
	Deputy	\$15.22	\$31,657.60
	Deputy	\$15.22	\$31,657.60
	Deputy	\$15.22	\$31,657.60
	Part-time		\$0.00
			<i>\$160,950.40</i>
	County Clerk		\$50,976.00
			<b><u>\$211,926.40</u></b>
<b>VETERANS ADMIN. #405</b>			
	VA Officer(Part-time)	\$16.51	\$6,868.16
	Asst. VA Officer	\$15.22	\$31,657.60
			<b><u>\$38,525.76</u></b>
<b>EMERG. MGMT./FIRE MARSHAL #406</b>			
	Coordinator		<u>\$43,933.00</u>
<b>PUBLIC WORKS #407</b>			
	Maintenance Director		\$43,933.00
	P. W. Secretary/911 Coord.	\$15.54	\$32,323.20
	Guard	\$17.35	\$36,088.00
	Sewer Plant Operator	\$16.20	\$33,696.00
	Maint. - 3	\$15.22	\$31,657.60
			<b><u>\$177,697.80</u></b>
<b>COUNTY EXTENSION #408</b>			
	Extension Agent - AG		\$13,158.00
	Extension Agent - HE		\$15,980.00
	Secretary	\$15.22	\$31,657.60
			<b><u>\$60,795.60</u></b>
<b>COUNTY COURT #426</b>			
	Secretary	\$15.86	\$32,988.80
			<i>\$32,988.80</i>
	County Judge		\$55,986.00
	County Judge - State Supplement		\$15,000.00
			<b><u>\$103,974.80</u></b>

PALO PINTO COUNTY  
WAGE SCALE -- FY 2012

<b>DISTRICT COURT #435</b>		
	Court Reporter	\$59,040.00
	Court Coordinator	\$22.54 \$46,883.20
	Dist. Judge - County Supplement	\$7,500.00
	Part-Time	\$2,000.00
		<b><u>\$115,423.20</u></b>
<b>DISTRICT CLERK #450</b>		
	Chief Deputy	\$15.86 \$32,988.80
	Deputy Clerk	\$15.22 \$31,657.60
	Deputy Clerk	\$15.22 \$31,657.60
	Part-Time	\$0.00
		\$96,304.00
	District Clerk	\$50,976.00
		<b><u>\$147,280.00</u></b>
<b>J. P. PRCT. # 1 #455</b>		
	Court Clerk	\$15.22 \$31,657.60
	Part-Time	\$13.65 \$17,745.00
		\$49,402.60
	J. P. # 1	\$46,837.00
		<b><u>\$96,239.60</u></b>
<b>J. P. PRCT. # 2 #456</b>		
	J. P. # 2	<b><u>\$31,180.00</u></b>
<b>J. P. PRCT. # 3 #458</b>		
	Court Clerk	\$15.22 \$31,657.60
		\$31,657.60
	J. P. # 3	\$35,612.00
		<b><u>\$67,269.60</u></b>
<b>J. P. PRCT. # 4 #459</b>		
	J. P. # 4	<b><u>\$31,180.00</u></b>
<b>J. P. PRCT. # 5 #457</b>		
	Court Clerk	\$15.22 \$31,657.60
	Court Clerk	\$14.68 \$30,534.40
		\$62,192.00
	J. P. # 5	\$46,837.00
		<b><u>\$109,029.00</u></b>

PALO PINTO COUNTY  
WAGE SCALE -- FY 2012

<b>COUNTY ATTORNEY #475</b>			
	Chief Investigator	\$18.13	\$37,710.40
	Special Crimes Investigator	\$15.86	\$32,988.80
			<i>\$70,699.20</i>
	County Attorney		\$46,230.00
	Co Atty - State Supplement		\$62,500.00
			<b><u>\$179,429.20</u></b>
<b>DISTRICT ATTORNEY #480</b>			
	Office Manager	\$15.86	\$32,988.80
	Legal Assistant	\$15.22	\$31,657.60
	Secretary/Victim Coordinator	\$15.22	\$31,657.60
	Asst. District Attorney		\$72,580.00
			<b><u>\$168,884.00</u></b>
<b>ELECTION ADMINISTRATOR #490</b>			
	Election Administrator		\$40,000.00
	Assistant EA/VR	\$15.86	\$32,988.80
	Part-Time/Temporary		\$3,000.00
			<b><u>\$75,988.80</u></b>
<b>COUNTY AUDITOR #495</b>			
	1st Asst. Auditor	\$16.84	\$35,027.20
	2nd Asst. Auditor	\$15.86	\$32,988.80
	Internal Auditor	\$16.84	\$35,027.20
			<i>\$103,043.20</i>
	County Auditor		\$69,944.00
			<b><u>\$172,987.20</u></b>
<b>COUNTY TREASURER #497</b>			
	Chief Deputy	\$15.86	\$32,988.80
			<i>\$32,988.80</i>
	County Treasurer		\$50,976.00
			<b><u>\$83,964.80</u></b>
<b>TAX ASSESSOR/COLL. #499</b>			
	Chief Deputy	\$15.86	\$32,988.80
	Chief Deputy - Auto	\$15.86	\$32,988.80
	Chief Deputy - Tax	\$15.86	\$32,988.80
	Deputy - Tax	\$15.22	\$31,657.60
	Deputy - Tax	\$15.22	\$31,657.60
	Deputy - Tax	\$15.22	\$31,657.60
	Deputy - Auto	\$15.22	\$31,657.60
	Deputy - Auto	\$15.22	\$31,657.60
	Deputy - Auto	\$15.22	\$31,657.60

PALO PINTO COUNTY  
WAGE SCALE -- FY 2012

	Deputy - Auto	\$15.22	\$31,657.60
	Part-time		\$0.00
			\$320,569.60
	Tax Assessor/Coll.		\$50,976.00
			<b><u>\$371,545.60</u></b>
<b>I. T. DEPT. #503</b>			
	Systems Manager	\$20.75	\$43,160.00
	Computer Tech	\$17.35	\$36,088.00
			<b><u>\$79,248.00</u></b>
<b>CONSTABLE # 1 #551</b>			
	Constable # 1		<b><u>\$39,515.00</u></b>
	(Salary supplemented with Courthouse Security Funds)		
<b>CONSTABLE # 2 #552</b>			
	Constable # 2		<b><u>\$39,515.00</u></b>
	(Salary supplemented with Courthouse Security Funds)		
<b>CONSTABLE # 3 #556</b>			
	Constable # 3		<b><u>\$39,515.00</u></b>
	(Salary supplemented with Courthouse Security Funds)		
<b>CONSTABLE # 4 #558</b>			
	Constable # 4		<b><u>\$39,515.00</u></b>
	(Salary supplemented with Courthouse Security Funds)		
<b>CONSTABLE # 5 #555</b>			
	Constable # 5		<b><u>\$39,515.00</u></b>
	(Salary supplemented with Courthouse Security Funds)		
<b>SHERIFF DEPT. #560</b>			
	Chief Deputy	\$23.86	\$49,628.80
	Investigator	\$20.79	\$46,486.44
	Investigator Sergeant	\$20.02	\$44,764.72
	Field Deputy - Corporal	\$19.55	\$43,713.80
	Field Deputy - Corporal	\$19.55	\$43,713.80
	Field Deputy	\$19.07	\$42,640.52
	Field Deputy	\$19.07	\$42,640.52
	Field Deputy	\$19.07	\$42,640.52
	Field Deputy	\$19.07	\$42,640.52
	Field Deputy	\$19.07	\$42,640.52
	Field Deputy	\$19.07	\$42,640.52
	Field Deputy	\$19.07	\$42,640.52
	Field Deputy	\$19.07	\$42,640.52
	Field Deputy	\$19.07	\$42,640.52
	Field Deputy	\$19.07	\$42,640.52
	Field Deputy	\$19.07	\$42,640.52
	Comm/Opr. Supv	\$16.84	\$35,027.20
	Comm/911 Opr.	\$15.22	\$31,657.60

PALO PINTO COUNTY  
WAGE SCALE -- FY 2012

	Comm/911 Opr.	\$15.22	\$31,657.60
	Comm/911 Opr.	\$15.22	\$31,657.60
	Comm/911 Opr.	\$15.22	\$31,657.60
	Admin. Clerk/Op	\$15.86	\$32,988.80
	Admin. Clerk/Op	\$15.86	\$32,988.80
			<u>\$839,707.44</u>
	Sheriff		\$55,986.00
			<u>\$895,693.44</u>
<b>NARCOTICS UNIT #562</b>			
	Deputy	\$19.07	<u>\$42,640.52</u>
<b>JAIL &amp; DETENTION #565</b>			
	Jail Administrator	\$20.79	\$43,243.20
	Asst. Jail Admin.	\$19.42	\$40,393.60
	Detention Lieutenant	\$19.42	\$40,393.60
	Detention Sgt.	\$16.51	\$34,340.80
	Detention Sgt.	\$16.51	\$34,340.80
	Detention Sgt.	\$16.51	\$34,340.80
	Detention Sgt.	\$16.51	\$34,340.80
	Detention Cpl.	\$16.20	\$33,696.00
	Detention Cpl.	\$16.20	\$33,696.00
	Detention Cpl.	\$16.20	\$33,696.00
	Detention Cpl.	\$16.20	\$33,696.00
	Detention Cpl. - F.S.	\$16.20	\$33,696.00
	Detention Officer - F.S.	\$15.54	\$32,323.20
	Detention Officer - F.S.	\$15.54	\$32,323.20
	Detention Officer	\$15.22	\$31,657.60
	Detention Officer	\$15.22	\$31,657.60
	Detention Officer	\$15.22	\$31,657.60
	Detention Officer	\$15.22	\$31,657.60
	Detention Officer	\$15.22	\$31,657.60
	Detention Officer	\$15.22	\$31,657.60
	Detention Officer	\$15.22	\$31,657.60
	Detention Officer	\$15.22	\$31,657.60
	Transport Officer	\$15.22	\$31,657.60
	Transport Officer	\$15.22	\$31,657.60
	Part-Time/Temp		\$58,000.00
			<u>\$900,753.60</u>
<b>CONTRACT INMATE PROG. #566</b>			
	Detention Sgt.	\$16.51	\$34,340.80
	Detention Officer	\$15.22	\$31,657.60

PALO PINTO COUNTY  
WAGE SCALE -- FY 2012

	Detention Officer	\$15.22	\$31,657.60
	Detention Officer	\$15.22	\$31,657.60
	Detention Officer	\$15.22	\$31,657.60
	Part-Time/Temp		\$0.00
			<b><u>\$160,971.20</u></b>
<b><u>GENERAL FUND TOTAL</u></b>			<b><u>\$4,597,124.92</u></b>
<b><u>ROAD AND BRIDGE FUND</u></b>			
<b>R &amp; B PRCT # 1 #621</b>			
	Foreman	\$16.84	\$35,027.20
	Asst. Foreman	\$16.51	\$34,340.80
	Maint. - 2	\$15.86	\$32,988.80
	Maint. - 2	\$15.86	\$32,988.80
	Maint. - 2	\$15.86	\$0.00
	Part-Time/Temp		\$32,000.00
			<i>\$167,345.60</i>
	Comm. Prct. # 1		\$50,976.00
			<b><u>\$218,321.60</u></b>
<b>R &amp; B PRCT # 2 #622</b>			
	Foreman	\$16.84	\$35,027.20
	Asst. Foreman	\$16.51	\$34,340.80
	Maint. - 2	\$15.86	\$32,988.80
	Maint. - 2	\$15.86	\$32,988.80
	Maint. - 2	\$15.86	\$32,988.80
	Part-Time/Temp		\$15,000.00
			<i>\$183,334.40</i>
	Comm. Prct. # 2		\$50,976.00
			<b><u>\$234,310.40</u></b>
<b>R &amp; B PRCT # 3 #623</b>			
	Foreman	\$16.84	\$35,027.20
	Asst. Foreman	\$16.51	\$34,340.80
	Maint. - 2	\$15.86	\$32,988.80
	Maint. - 2	\$15.86	\$32,988.80
	Part-Time/Temp		\$20,000.00
			<i>\$155,345.60</i>
	Comm. Prct. # 3		\$50,976.00
			<b><u>\$206,321.60</u></b>



PALO PINTO COUNTY  
WAGE SCALE -- FY 2012

<b>R &amp; B PRCT # 4 #624</b>			
	Foreman	\$16.84	\$35,027.20
	Asst. Foreman	\$16.51	\$34,340.80
	Asst. Foreman	\$16.51	\$34,340.80
	Maint. - 2	\$15.86	\$32,988.80
	Maint. - 2	\$15.86	\$0.00
	Part-Time/Temp		\$10,000.00
			<i>\$146,697.60</i>
	Comm. Prct. # 4		\$50,976.00
			<b><u>\$197,673.60</u></b>
<b><u>ROAD &amp; BRIDGE FUND TOTAL</u></b>			<b><u>\$856,627.20</u></b>
<b><u>COURTHOUSE SECURITY FUND</u></b>			
<b><u>COURTHOUSE SECURITY</u></b>			
	Bailiff/Constable # 1		\$4,500.00
	Bailiff/Constable # 2		\$4,500.00
	Bailiff/Constable # 3		\$4,500.00
	Bailiff/Constable # 4		\$4,500.00
	Bailiff/Constable # 5		\$4,500.00
	Deputy/Bailiff		\$0.00
	Bailiff - Part-Time		\$20,000.00
			<b><u>\$42,500.00</u></b>
<b><u>COURTHOUSE SECURITY FUND TOTAL</u></b>			<b><u>\$42,500.00</u></b>
<b><u>TOTAL BUDGETED PAYROLL</u></b>			<b><u>\$5,496,252.12</u></b>