

2013



PALO PINTO COUNTY APPROVED BUDGET

FISCAL YEAR 2013



Approved by Commissioners' Court September 10, 2012


NOTICE TO THE PUBLIC

Notice is hereby given that the Adopted FY 2013 Palo Pinto County Budget is being filed this the 11th day of September, 2012 with the County Clerk of Palo Pinto County and is available for public inspection during office hours to any member of the public. The Adopted Budget is also available on the county's website at www.co.palo-pinto.tx.us.

This budget will raise more property taxes than last year's budget by \$400,814 or 7.92% and of that amount \$161,632 is tax revenue to be raised from new property added to the tax roll this year.

FILED
At 8:30 O'Clock A M.

SEP 11 2012


Clerk of the County Court
Palo Pinto County, Texas
By _____ Deputy

BUDGET CERTIFICATE

BUDGET OF PALO PINTO COUNTY, TEXAS. BUDGET YEAR FROM OCTOBER 1, 2012 TO SEPTEMBER 30, 2013.

*PALO PINTO COUNTY, TEXAS
SEPTEMBER 11, 2012*


THE STATE OF TEXAS

COUNTY OF PALO PINTO


WE, DAVID C. NICKLAS, COUNTY JUDGE; JANETTE GREEN, COUNTY CLERK; AND SHARON ALLEN, COUNTY AUDITOR; OF PALO PINTO COUNTY, TEXAS, DO HEREBY CERTIFY THAT THE ATTACHED BUDGET IS A TRUE AND CORRECT COPY OF THE BUDGET OF PALO PINTO COUNTY, TEXAS, AS PASSED AND APPROVED BY THE COMMISSIONERS' COURT ON THE 10TH DAY OF SEPTEMBER 2012, AS THE SAME APPEARS ON FILE IN THE OFFICE OF THE COUNTY CLERK OF SAID COUNTY.


DAVID C. NICKLAS, COUNTY JUDGE


JANETTE GREEN, COUNTY CLERK


SHARON ALLEN, COUNTY AUDITOR

SUBSCRIBED AND SWORN TO BEFORE ME, THE UNDERSIGNED AUTHORITY, THIS THE 11TH DAY OF SEPTEMBER 2012.




NOTARY PUBLIC, IN AND FOR PALO PINTO
COUNTY, TEXAS


PRINTED OR TYPED NAME OF NOTARY

MY COMMISSION EXPIRES: 09-04-2014

2012 TAX RATE

The Adopted Fiscal Year 2013 Palo Pinto County Budget will require an **8% tax rate increase**. The budgeted expenditures over the budgeted revenues are for expenditures to be funded by committed fund balances and one-time payments to be funded by unassigned fund balance. The 2011 tax rate was \$.306400 per \$100 valuation. The 2012 tax rate will increase to \$.332000 per \$100 valuation. The breakdown of this rate would be applied as follows:

| | |
|-----------------------|----------------|
| General Fund: | .277800 |
| Road & Bridge: | <u>.054200</u> |
| Maint & Operations | .332000 |
| Total Tax Rate | .332000 |

PALO PINTO COUNTY
BUDGET SUMMARY
FISCAL YEAR 2013

| <u>FUNDS</u> | <u>ESTIMATED BEGINNING FUND BALANCE</u> | <u>ESTIMATED 2013 REVENUES</u> | <u>ESTIMATED 2013 EXPENDITURES</u> |
|---------------------------------------|---|--|--|
| GENERAL FUND | \$ 4,500,000.00 | \$ 10,791,000.00 | \$ 10,927,121.00 |
| ROAD & BRIDGE # 1 | 300,000.00 | 450,750.00 | 566,136.00 |
| ROAD & BRIDGE # 2 | 600,000.00 | 590,250.00 | 783,639.00 |
| ROAD & BRIDGE # 3 | 560,000.00 | 498,130.00 | 700,192.00 |
| ROAD & BRIDGE # 4 | 330,000.00 | 511,550.00 | 656,707.00 |
| TOTAL OPERATING FUNDS | \$ 6,290,000.00 | \$12,841,680.00 | \$13,633,795.00 |
| COMMISSARY FUND | \$ 25,000.00 | \$ 26,725.00 | \$ 49,360.00 |
| MARLOW CEMETERY TRUST | 2,600.00 | 20.00 | 300.00 |
| HOTEL/MOTEL OCCUPANCY TAX FUND | 27,000.00 | 121,175.00 | 140,000.00 |
| ELECTIONS SERVICES FUND | 8,000.00 | 2,010.00 | 6,200.00 |
| COUNTY CLERK PRF FUND | 300,000.00 | 94,700.00 | 180,000.00 |
| DISTRICT CLERK PRF FUND | 22,000.00 | 9,350.00 | 28,000.00 |
| PRESERVATIONS OF RECORDS FUND | 75,000.00 | 10,850.00 | 80,000.00 |
| LAW LIBRARY FUND | 50,000.00 | 17,200.00 | 35,000.00 |
| COURTHOUSE SECURITY FUND | 200,000.00 | 25,300.00 | 96,750.00 |
| JUSTICE TECHNOLOGY FUND | 72,000.00 | 13,750.00 | 70,450.00 |
| JUSTICE COURT SECURITY FUND | 12,000.00 | 3,050.00 | 11,000.00 |
| EMPLOYEE FUND | 2,200.00 | 4,215.00 | 5,250.00 |
| TOTAL SPECIAL REVENUE FUNDS | \$ 795,800.00 | \$ 328,345.00 | \$ 702,310.00 |
| DEBT SERVICE FUND | \$ - | \$ 28,000.00 | \$ 28,000.00 |
| TOTAL DEBT SERVICE FUNDS | \$ - | \$ 28,000.00 | \$ 28,000.00 |
| CAPITAL PROJECTS(TX CAPITAL FUND) | | \$ 11,000.00 | \$ 11,000.00 |
| CAPITAL PROJECTS FUND(DEMPSEY) | \$ 250,000.00 | 29,860.00 | 275,000.00 |
| CAPITAL IMPROVEMENTS FUND | 300,000.00 | 2,500.00 | 300,000.00 |
| TOTAL CAPITAL PROJECTS FUNDS | \$ 550,000.00 | \$ 43,360.00 | \$ 586,000.00 |
| TOTAL ALL FUNDS | \$ 7,635,800.00 | \$13,241,385.00 | \$14,950,105.00 |

**MAINTENANCE
&
OPERATING
FUNDS**

| ACCOUNT # | ACCOUNT NAME | REQUESTED | APPROVED | **** ACTUAL **** | | | | |
|------------------|------------------------------|--------------|--------------|------------------|-------------|---------|--------------|-------------|
| | | 2013 BUDGET | 2013 BUDGET | 2012 BUDGET | 2012 Y-T-D | PERCENT | 2011 ACTUAL | 2010 ACTUAL |
| 2013 010-310-110 | TAXES - GEN FUND | 6980,000.00 | 6980,000.00 | 6715,000.00- | 6533,251.30 | 97.29 | 6716,038.46 | 5816,760.12 |
| 2013 010-315-100 | SALES TAXES | 1500,000.00 | 1500,000.00 | 1400,000.00- | 1146,994.67 | 81.93 | 1370,922.75 | 1473,031.26 |
| 2013 010-330-200 | FEDERAL GRANT PROCEEDS | 6,000.00 | 6,000.00 | 27,270.00- | 26,304.35 | 96.46 | 6,306.00 | 12,709.00 |
| 2013 010-335-100 | EMERGENCY MGMT | | | .00 | .00 | .00 | .00 | .00 |
| 2013 010-335-110 | MIXED BEVERAGE TAX | 28,000.00 | 28,000.00 | 30,000.00- | 19,839.17 | 66.13 | 28,237.97 | 42,041.27 |
| 2013 010-335-150 | CONTRACT INMATE REVENUE | | | .00 | .00 | .00 | .00 | 5,917.40 |
| 2013 010-335-190 | STATE REVENUE - OTHER | 140,000.00 | 140,000.00 | 130,000.00- | 71,025.95 | 54.64 | 262,766.65 | 140,428.37 |
| 2013 010-335-195 | STATE REVENUE-LEOSE | | | .00 | .00 | .00 | 7,652.56 | 7,662.90 |
| 2013 010-339-100 | LAKE PATROL | 35,000.00 | 35,000.00 | 35,000.00- | 17,585.10 | 50.24 | 31,570.16 | 50,319.24 |
| 2013 010-339-200 | INTERGOVERNMENTAL REVENUES | 40,000.00 | 40,000.00 | .00 | .00 | .00 | .00 | 14,723.00 |
| 2013 010-340-150 | CO TREASURER | 45,000.00 | 45,000.00 | 55,000.00- | 43,060.11 | 78.29 | 44,639.94 | 50,023.16 |
| 2013 010-340-160 | TIME PAYMENT (10%) | 1,000.00 | 1,000.00 | 1,500.00- | 982.33 | 65.49 | 1,616.80 | 1,462.75 |
| 2013 010-340-165 | TIME PAYMENT (40%) | 4,300.00 | 4,300.00 | 6,000.00- | 3,929.27 | 65.49 | 6,467.25 | 5,851.19 |
| 2013 010-340-200 | SHERIFFS DEPT. | 15,000.00 | 15,000.00 | 13,000.00- | 14,635.81 | 112.58 | 13,968.06 | 12,745.39 |
| 2013 010-340-210 | INMATE-TELEPHONE REV | 28,000.00 | 28,000.00 | 28,000.00- | 24,164.49 | 86.30 | 26,796.48 | 31,926.51 |
| 2013 010-340-220 | TRANSPORTS | 15,000.00 | 15,000.00 | 8,500.00- | 9,853.50 | 115.92 | 8,271.50 | 13,061.04 |
| 2013 010-340-300 | COUNTY ATTORNEY | | | 25.00- | 8.53 | 34.12 | 19.59 | 36.78 |
| 2013 010-340-400 | COUNTY CLERK | 350,000.00 | 350,000.00 | 410,000.00- | 319,408.94 | 77.90 | 486,537.56 | 325,634.11 |
| 2013 010-340-500 | TAX A/C - TAX COMMISSIONS | 410,000.00 | 410,000.00 | 600,000.00- | 587,131.96 | 97.86 | 579,975.70 | 613,126.79 |
| 2013 010-340-550 | TAX A/C - AUTO COMMISSIONS | 200,000.00 | 200,000.00 | N/A | N/A | N/A | N/A | N/A |
| 2013 010-340-580 | 911 OPERATIONS (REVENUE) | 24,000.00 | 24,000.00 | 24,000.00- | 18,188.47 | 75.79 | 24,217.95 | 34,922.45 |
| 2013 010-340-700 | DISTRICT CLERK | 230,000.00 | 230,000.00 | 265,000.00- | 211,017.63 | 79.63 | 262,759.40 | 258,126.88 |
| 2013 010-340-801 | JP #1 | 185,000.00 | 185,000.00 | 190,000.00- | 169,541.62 | 89.23 | 191,176.36 | 208,382.53 |
| 2013 010-340-802 | JP #2 | 22,000.00 | 22,000.00 | 18,000.00- | 19,769.43 | 109.83 | 19,998.30 | 11,691.80 |
| 2013 010-340-805 | JP #5 | 165,000.00 | 165,000.00 | 175,000.00- | 133,302.79 | 76.17 | 169,708.05 | 151,085.16 |
| 2013 010-340-806 | JP #3 | 45,000.00 | 45,000.00 | 45,000.00- | 35,355.25 | 78.57 | 41,401.76 | 49,229.23 |
| 2013 010-340-808 | JP #4 | 22,000.00 | 22,000.00 | 18,000.00- | 20,500.79 | 113.89 | 16,099.90 | 19,873.50 |
| 2013 010-340-851 | CONSTABLE #1 | 2,500.00 | 2,500.00 | 2,500.00- | 2,495.00 | 99.80 | 2,235.00 | 2,565.00 |
| 2013 010-340-852 | CONSTABLE #2 | 2,000.00 | 2,000.00 | 2,500.00- | 1,299.00 | 51.96 | 1,824.50 | 2,599.00 |
| 2013 010-340-855 | CONSTABLE #5 | 3,500.00 | 3,500.00 | 3,500.00- | 3,638.50 | 103.96 | 4,053.50 | 3,934.50 |
| 2013 010-340-856 | CONSTABLE #3 | 200.00 | 200.00 | 400.00- | 448.50 | 112.13 | 75.00 | 360.00 |
| 2013 010-340-858 | CONSTABLE #4 | 500.00 | 500.00 | 500.00- | 320.00 | 64.00 | 490.00 | 285.00 |
| 2013 010-340-910 | JUVENILE PROBATION | 200.00 | 200.00 | 200.00- | .00 | .00 | 665.00 | .00 |
| 2013 010-340-920 | ADULT PROBATION | 2,000.00 | 2,000.00 | 1,600.00- | 2,144.00 | 134.00 | 2,077.63 | 1,835.33 |
| 2013 010-340-950 | PUBLIC WORKS | 48,000.00 | 48,000.00 | 55,000.00- | 41,390.00 | 75.25 | 44,237.00 | 45,430.00 |
| 2013 010-341-000 | ELECTION ADMINISTRATOR | 12,000.00 | 12,000.00 | .00 | 1,649.98 | .00 | N/A | N/A |
| 2013 010-352-100 | BOND FORFEITURES - DC | 1,000.00 | 1,000.00 | 5,000.00- | 135.22 | 2.70 | 13,850.41 | .00 |
| 2013 010-360-100 | INTEREST INCOME | 60,000.00 | 60,000.00 | 42,000.00- | 51,230.34 | 121.98 | 45,268.33 | 38,339.27 |
| 2013 010-364-100 | SALE OF ASSETS | 5,000.00 | 5,000.00 | 5,000.00- | .00 | .00 | .00 | 9,768.44 |
| 2013 010-366-100 | INMATE MEDICAL COPAY | 7,000.00 | 7,000.00 | 5,500.00- | 7,402.92 | 134.60 | 5,543.44 | 5,295.00 |
| 2013 010-370-100 | RENT INCOME | 7,300.00 | 7,300.00 | 7,150.00- | 7,273.39 | 101.73 | 7,212.75 | 10,355.00 |
| 2013 010-370-496 | OTHER INCOME | 5,000.00 | 5,000.00 | 49,000.00- | 66,052.29 | 134.80 | 32,024.73 | 38,342.64 |
| 2013 010-380-200 | PROCEEDS FROM CAPITAL LEASE | | | .00 | .00 | .00 | .00 | .00 |
| 2013 010-390-100 | TRF FROM - ADULT PROB. | 15,000.00 | 15,000.00 | 15,000.00- | 13,511.88 | 90.08 | 14,934.63 | 12,184.28 |
| 2013 010-390-200 | TRF FROM - JUV PROB | 29,500.00 | 29,500.00 | 29,500.00- | 26,644.75 | 90.32 | 30,471.45 | 29,236.03 |
| 2013 010-390-300 | TRF FROM DISTRICT ATTORNEY | | | .00 | .00 | .00 | .00 | .00 |
| 2013 010-395-100 | TRANSFER FROM OTHER FUNDS | 100,000.00 | 100,000.00 | 25,000.00- | .00 | .00 | 4,000.00 | .00 |
| 2013 010-395-200 | TRANSFER IN FROM I & S | | | .00 | .00 | .00 | 40,681.71 | N/A |
| 2013 010-399-999 | TOTAL REVENUE ***** | 10791,000.00 | 10791,000.00 | 10443,645.00- | 9651,487.23 | 92.41 | 10566,794.23 | 9551,301.32 |
| 2013 010-401- | --COMMISSIONER'S COURT----- | | | .00 | .00 | .00 | .00 | .00 |
| 2013 010-401-104 | SALARIES - EMPLOYEES/COMM CR | 36,820.00 | 36,820.00 | 32,989.00 | 29,816.80 | 90.38 | 32,071.68 | 32,071.68 |
| 2013 010-401-201 | SOCIAL SECURITY | 3,000.00 | 3,000.00 | 2,700.00 | 2,183.46 | 80.87 | 2,302.27 | 2,437.42 |
| 2013 010-401-203 | TCDRS/DEATH BENEFITS | 4,590.00 | 4,590.00 | 3,970.00 | 3,672.32 | 92.50 | 3,784.25 | 3,950.79 |
| 2013 010-401-210 | LONGEVITY | 2,392.00 | 2,392.00 | 2,288.00 | 2,288.00 | 100.00 | 2,184.00 | 2,080.00 |
| 2013 010-401-310 | STATIONERY/PRINTING | 200.00 | 200.00 | 200.00 | .00 | .00 | 114.50 | 35.50 |

| ACCOUNT # | ACCOUNT NAME | REQUESTED 2013 BUDGET | APPROVED 2013 BUDGET | 2012 BUDGET | **** ACTUAL **** | | 2011 ACTUAL | 2010 ACTUAL |
|------------------|------------------------------|--------------------------|-------------------------|-------------|------------------|---------|-------------|-------------|
| | | | | | 2012 Y-T-D | PERCENT | | |
| 2013 010-401-325 | COMPUTER SUPPLIES | | | 200.00 | 142.32 | 71.16 | .00 | .00 |
| 2013 010-401-331 | COPY SUPPLIES | 100.00 | 100.00 | 100.00 | .00 | .00 | 66.94 | 21.98 |
| 2013 010-401-345 | GENERAL SUPPLIES | 400.00 | 400.00 | 400.00 | 337.12 | 84.28 | 342.86 | 398.59 |
| 2013 010-401-427 | REQUIRED EDUCATION | 1,000.00 | 1,000.00 | 800.00 | .00 | .00 | .00 | 1,810.78 |
| 2013 010-401-575 | OFFICE FURN/EQUIP-MINOR PURC | | | .00 | .00 | .00 | .00 | .00 |
| 2013 010-401-998 | COMMISSIONERS CRT EXPENDITUR | 48,502.00 | 48,502.00 | 43,647.00 | 38,440.02 | 88.07 | 40,866.50 | 42,806.74 |
| 2013 010-403- | --COUNTY CLERK----- | | | .00 | .00 | .00 | .00 | .00 |
| 2013 010-403-101 | SALARY-CO CLERK | 52,476.00 | 52,476.00 | 50,976.00 | 46,466.46 | 91.15 | 50,975.86 | 50,975.86 |
| 2013 010-403-104 | SALARIES - EMPLOYEES CO CLRK | 169,087.00 | 169,087.00 | 160,951.00 | 140,494.57 | 87.29 | 182,734.69 | 187,206.84 |
| 2013 010-403-201 | SOCIAL SECURITY | 17,200.00 | 17,200.00 | 16,520.00 | 13,916.39 | 84.24 | 17,421.64 | 18,521.46 |
| 2013 010-403-203 | TCDRS/DEATH BENEFITS | 26,355.00 | 26,355.00 | 24,260.00 | 21,810.05 | 89.90 | 26,633.86 | 28,340.44 |
| 2013 010-403-210 | LONGEVITY | 3,744.00 | 3,744.00 | 3,952.00 | 3,044.00 | 77.02 | 7,176.00 | 6,448.00 |
| 2013 010-403-310 | STATIONERY/PRINTING | 3,000.00 | 3,000.00 | 4,800.00 | 2,259.89 | 47.08 | 6,414.00 | 3,990.52 |
| 2013 010-403-325 | COMPUTER SUPPLIES | 1,000.00 | 1,000.00 | 1,000.00 | 62.18 | 6.22 | 955.76 | 1,525.40 |
| 2013 010-403-331 | COPY SUPPLIES | 1,000.00 | 1,000.00 | 1,200.00 | 1,100.44 | 91.70 | 1,236.47 | 749.46 |
| 2013 010-403-345 | GENERAL SUPPLIES | 2,000.00 | 2,000.00 | 2,000.00 | 1,603.42 | 80.17 | 3,434.01 | 1,730.73 |
| 2013 010-403-347 | MH/MR SUPPLIES | | | .00 | .00 | .00 | .00 | .00 |
| 2013 010-403-427 | REQUIRED EDUCATION | 5,000.00 | 5,000.00 | 4,000.00 | 2,977.04 | 74.43 | 6,927.98 | 6,221.23 |
| 2013 010-403-572 | OFFICE MACH/EQUIP-MINOR PURC | 500.00 | 500.00 | 1,000.00 | .00 | .00 | 11,166.74 | .00 |
| 2013 010-403-575 | OFFICE FURN - MINOR PURCHASE | 1,000.00 | 1,000.00 | 1,500.00 | 852.49 | 56.83 | .00 | 160.93 |
| 2013 010-403-998 | COUNTY CLERK EXPENDITURES | 282,362.00 | 282,362.00 | 272,159.00 | 234,586.93 | 86.19 | 315,077.01 | 305,870.87 |
| 2013 010-405- | --VETERAN'S ADMINISTRATION-- | | | .00 | .00 | .00 | .00 | .00 |
| 2013 010-405-101 | SALARY - V.A. | 6,869.00 | 6,869.00 | 6,869.00 | 6,207.76 | 90.37 | 6,604.00 | 7,053.07 |
| 2013 010-405-104 | SALARIES - EMPLOYEES V.A. | 33,283.00 | 33,283.00 | 31,658.00 | 28,613.60 | 90.38 | 30,735.36 | 30,735.36 |
| 2013 010-405-201 | SOCIAL SECURITY | 3,185.00 | 3,185.00 | 3,060.00 | 2,619.29 | 85.60 | 2,762.28 | 2,914.41 |
| 2013 010-405-203 | TCDRS/DEATH BENEFITS | 4,880.00 | 4,880.00 | 4,495.00 | 4,154.19 | 92.42 | 4,290.21 | 4,497.76 |
| 2013 010-405-210 | LONGEVITY | 1,560.00 | 1,560.00 | 1,456.00 | 1,456.00 | 100.00 | 1,352.00 | 1,248.00 |
| 2013 010-405-310 | STATIONERY/PRINTING | 100.00 | 100.00 | 100.00 | .00 | .00 | .00 | 778.02 |
| 2013 010-405-331 | COPY SUPPLIES | 100.00 | 100.00 | 100.00 | .00 | .00 | 27.88 | 54.96 |
| 2013 010-405-345 | GENERAL SUPPLIES | 500.00 | 500.00 | 500.00 | 224.18 | 44.84 | 130.79 | 454.23 |
| 2013 010-405-427 | REQUIRED EDUCATION | 1,000.00 | 1,000.00 | 1,000.00 | .00 | .00 | 871.17 | 807.00 |
| 2013 010-405-572 | OFFICE MACH/EQUIP-MINOR PURC | | | .00 | .00 | .00 | .00 | .00 |
| 2013 010-405-998 | VETERANS ADMN EXPENDITURES | 51,477.00 | 51,477.00 | 49,238.00 | 43,275.02 | 87.89 | 46,773.69 | 48,542.81 |
| 2013 010-406- | --EMERG MGMT/FIRE MARSHAL--- | | | .00 | .00 | .00 | .00 | .00 |
| 2013 010-406-101 | SALARY-EMER MGMT\FIRE MARSHA | 45,433.00 | 45,433.00 | 43,933.00 | 39,235.98 | 89.31 | 43,932.98 | 37,969.71 |
| 2013 010-406-150 | CONTRACT LABOR | | | 3,850.00 | 3,850.00 | 100.00 | N/A | N/A |
| 2013 010-406-201 | SOCIAL SECURITY | 3,490.00 | 3,490.00 | 3,380.00 | 3,071.58 | 90.88 | 3,369.63 | 2,959.12 |
| 2013 010-406-203 | TCDRS/DEATH BENEFITS | 5,345.00 | 5,345.00 | 4,965.00 | 3,573.40 | 71.97 | 4,880.91 | 4,220.71 |
| 2013 010-406-210 | LONGEVITY | 104.00 | 104.00 | 208.00 | 208.00 | 100.00 | 104.00 | 416.00 |
| 2013 010-406-325 | COMPUTER SUPPLIES/SOFTWARE | 500.00 | 500.00 | 300.00 | 206.94 | 68.98 | .00 | 2,832.48 |
| 2013 010-406-345 | GENERAL SUPPLIES | 3,000.00 | 3,000.00 | 2,750.00 | 2,370.75 | 86.21 | 1,915.87 | 4,467.97 |
| 2013 010-406-351 | REPAIR/MAINT | 3,000.00 | 3,000.00 | 2,250.00 | 1,025.87 | 45.59 | 4,867.17 | 8,694.63 |
| 2013 010-406-354 | FUEL/CAR MAINT | 7,000.00 | 7,000.00 | 7,700.00 | 9,857.54 | 128.02 | 5,950.32 | 7,029.00 |
| 2013 010-406-427 | REQUIRED EDUCATION | 2,500.00 | 2,500.00 | 2,500.00 | 1,978.80 | 79.15 | .00 | 2,293.36 |
| 2013 010-406-470 | EMERGENCY AID | | | 21,270.00 | 21,270.35 | 100.00 | .00 | .00 |
| 2013 010-406-576 | MACH/EQUIP-MINOR PURCHASE | 3,000.00 | 3,000.00 | 3,500.00 | 3,475.16 | 99.29 | 7,999.12 | 4,021.72 |
| 2013 010-406-580 | CAPITAL/VEHICLE | | | .00 | .00 | .00 | .00 | .00 |
| 2013 010-406-998 | EMERGENCY MGMT EXPENDITURES | 73,372.00 | 73,372.00 | 96,606.00 | 90,124.37 | 93.29 | 73,020.00 | 74,904.70 |
| 2013 010-407- | --PUBLIC WORKS----- | | | .00 | .00 | .00 | .00 | .00 |
| 2013 010-407-101 | SALARY - DIRECTOR | 45,433.00 | 45,433.00 | 43,933.00 | 40,046.60 | 91.15 | 43,932.98 | 43,932.98 |
| 2013 010-407-102 | SALARIES - EMPLOYEES - GG | 71,013.00 | 71,013.00 | 67,746.00 | 61,231.60 | 90.38 | 65,918.16 | 65,918.16 |
| 2013 010-407-103 | SALARIES - EMPLOYEES - 911 | 33,951.00 | 33,951.00 | 32,324.00 | 29,215.20 | 90.38 | 31,403.52 | 28,810.83 |
| 2013 010-407-104 | SALARIES - EMPLOYEES | 35,329.00 | 35,329.00 | 33,696.00 | 30,456.00 | 90.38 | 32,781.60 | 32,781.60 |

| ACCOUNT # | ACCOUNT NAME | REQUESTED 2013 BUDGET | APPROVED 2013 BUDGET | 2012 BUDGET | **** ACTUAL **** 2012 Y-T-D PERCENT | 2011 ACTUAL | 2010 ACTUAL |
|------------------|------------------------------|--------------------------|-------------------------|-------------|---|-------------|-------------|
| 2013 010-407-107 | TEMPORARY/PART TIME | | | .00 | .00 .00 | .00 | .00 |
| 2013 010-407-201 | SOCIAL SECURITY | 14,725.00 | 14,725.00 | 14,110.00 | 12,016.35 85.16 | 12,692.67 | 13,214.93 |
| 2013 010-407-203 | TCDRS/DEATH BENEFITS | 22,555.00 | 22,555.00 | 20,710.00 | 19,127.60 92.36 | 19,905.02 | 20,548.36 |
| 2013 010-407-210 | LONGEVITY | 7,072.00 | 7,072.00 | 6,552.00 | 6,360.00 97.07 | 6,032.00 | 5,512.00 |
| 2013 010-407-310 | STATIONERY/PRINTING | 300.00 | 300.00 | 300.00 | 100.00 33.33 | .00 | 219.30 |
| 2013 010-407-324 | COMPUTER SUPPLIES/MAINT-911 | 1,500.00 | 1,500.00 | 1,000.00 | 571.77 57.18 | 541.00 | 1,331.75 |
| 2013 010-407-325 | COMPUTER SUPPLIES | | | .00 | .00 .00 | .00 | .00 |
| 2013 010-407-331 | COPY SUPPLIES | 500.00 | 500.00 | 500.00 | 27.88 5.58 | 129.92 | 26.98 |
| 2013 010-407-344 | GENERAL SUPPLIES - 911 | 1,500.00 | 1,500.00 | 1,500.00 | 423.13 28.21 | 1,587.56 | 258.65 |
| 2013 010-407-345 | GENERAL SUPPLIES | 15,000.00 | 15,000.00 | 12,200.00 | 8,417.16 68.99 | 10,210.88 | 12,828.21 |
| 2013 010-407-346 | 911 SIGNS | 2,500.00 | 2,500.00 | 2,500.00 | .00 .00 | 1,726.49 | 2,099.76 |
| 2013 010-407-350 | RENOVATIONS - BLDGS | 15,000.00 | 15,000.00 | 15,000.00 | 6,350.69 42.34 | 7,475.11 | 12,934.67 |
| 2013 010-407-351 | MAINTENANCE - EQUIPMENT | 4,000.00 | 4,000.00 | 4,000.00 | 1,785.60 44.64 | 2,246.28 | 3,824.74 |
| 2013 010-407-352 | REP/MAINT - CO BLDGS | 30,000.00 | 30,000.00 | 30,000.00 | 16,028.46 53.43 | 29,744.05 | 34,672.84 |
| 2013 010-407-353 | REP/MAINT - SEWAGE PLANT | 20,000.00 | 20,000.00 | 20,000.00 | 11,279.29 56.40 | 12,161.83 | 18,289.15 |
| 2013 010-407-358 | FUEL/CAR MAINT | 8,000.00 | 8,000.00 | 8,000.00 | 7,426.13 92.83 | 7,196.54 | 6,000.25 |
| 2013 010-407-427 | REQUIRED EDUCATION/TRAINING | 1,500.00 | 1,500.00 | 1,500.00 | 608.00 40.53 | 1,428.00 | 392.00 |
| 2013 010-407-429 | IN-CO. TRAVEL/TRAINING-911 | 500.00 | 500.00 | 500.00 | 76.50 15.30 | 146.50 | 1,478.00 |
| 2013 010-407-533 | CAPITAL/BUILDING | | | .00 | .00 .00 | .00 | .00 |
| 2013 010-407-572 | MACH/EQUIP - MINOR PURCHASE | | | .00 | .00 .00 | 677.87 | .00 |
| 2013 010-407-575 | OFFICE FURN - MINOR PURCHASE | 1,000.00 | 1,000.00 | 300.00 | 196.96 65.65 | 487.81 | .00 |
| 2013 010-407-576 | MACH/EQUIP(MINOR PUR) - 911 | | | .00 | .00 .00 | .00 | .00 |
| 2013 010-407-580 | CAPITAL/VEHICLE | | | .00 | .00 .00 | .00 | .00 |
| 2013 010-407-585 | CAPITAL MACH/EQUIP | 7,000.00 | 7,000.00 | .00 | .00 .00 | .00 | 9,065.00 |
| 2013 010-407-998 | PUBLIC WORKS EXPENDITURES | 338,378.00 | 338,378.00 | 316,371.00 | 251,744.92 79.57 | 288,425.79 | 314,140.16 |
| 2013 010-408- | --COUNTY EXTENSION SERVICE-- | | | .00 | .00 .00 | .00 | .00 |
| 2013 010-408-104 | SALARIES - CO.EXTENSION | 62,421.00 | 62,421.00 | 60,796.00 | 55,061.65 90.57 | 59,873.04 | 59,985.11 |
| 2013 010-408-201 | SOCIAL SECURITY | 5,130.00 | 5,130.00 | 5,000.00 | 4,627.12 92.54 | 4,875.48 | 4,924.05 |
| 2013 010-408-203 | TCDRS/DEATH BENEFITS | 3,955.00 | 3,955.00 | 3,610.00 | 3,326.85 92.16 | 3,428.30 | 3,582.94 |
| 2013 010-408-210 | LONGEVITY | 3,952.00 | 3,952.00 | 3,640.00 | 3,640.00 100.00 | 3,328.00 | 3,016.00 |
| 2013 010-408-310 | STATIONERY/PRINTING | 200.00 | 200.00 | .00 | .00 .00 | 75.00 | .00 |
| 2013 010-408-325 | COMPUTER SUPPLIES | 700.00 | 700.00 | 475.00 | 468.37 98.60 | 483.73 | 481.37 |
| 2013 010-408-331 | COPY SUPPLIES | 700.00 | 700.00 | 300.00 | 293.97 97.99 | 595.98 | 465.97 |
| 2013 010-408-345 | GENERAL SUPPLIES | 1,000.00 | 1,000.00 | 875.00 | 409.88 46.84 | 467.75 | 458.73 |
| 2013 010-408-348 | DEMONSTRATION SUPPLIES | 600.00 | 600.00 | 600.00 | 593.05 98.84 | 460.19 | 587.52 |
| 2013 010-408-354 | FUEL/CAR MAINT | 7,000.00 | 7,000.00 | 6,500.00 | 6,003.28 92.36 | 7,129.65 | 7,344.06 |
| 2013 010-408-427 | REQUIRED EDUCATION | 6,500.00 | 6,500.00 | 6,700.00 | 6,695.78 99.94 | 5,888.18 | 6,456.97 |
| 2013 010-408-572 | OFFICE MACH/EQUIP-MINOR PURC | 600.00 | 600.00 | 450.00 | 427.60 95.02 | 893.99 | 907.45 |
| 2013 010-408-575 | OFFICE FURN - MINOR PURCHASE | 150.00 | 150.00 | 150.00 | 131.88 87.92 | 38.88 | .00 |
| 2013 010-408-580 | CAPITAL/VEHICLE | | | .00 | .00 .00 | .00 | .00 |
| 2013 010-408-998 | CO EXTENSION EXPENDITURES | 92,908.00 | 92,908.00 | 89,096.00 | 81,679.43 91.68 | 87,538.17 | 88,210.17 |
| 2013 010-426- | --COUNTY COURT----- | | | .00 | .00 .00 | .00 | .00 |
| 2013 010-426-101 | SALARY - CO JUDGE | 57,486.00 | 57,486.00 | 55,986.00 | 51,033.21 91.15 | 55,985.80 | 55,985.80 |
| 2013 010-426-104 | SALARIES - EMPLOYEES CO CRT | 34,620.00 | 34,620.00 | 32,989.00 | 29,816.80 90.38 | 32,071.68 | 32,071.68 |
| 2013 010-426-150 | STATE SUPPLEMENT | 15,000.00 | 15,000.00 | 15,000.00 | 13,750.00 91.67 | 15,000.00 | 15,000.00 |
| 2013 010-426-201 | SOCIAL SECURITY | 8,425.00 | 8,425.00 | 8,160.00 | 7,230.81 88.61 | 7,875.60 | 8,258.27 |
| 2013 010-426-203 | TCDRS/DEATH BENEFITS | 12,845.00 | 12,845.00 | 11,950.00 | 11,021.77 92.23 | 11,698.71 | 12,170.19 |
| 2013 010-426-210 | LONGEVITY | 2,496.00 | 2,496.00 | 2,288.00 | 2,280.00 99.65 | 2,600.00 | 2,392.00 |
| 2013 010-426-310 | STATIONERY/PRINTING | 250.00 | 250.00 | 200.00 | 126.00 63.00 | 300.00 | 286.00 |
| 2013 010-426-325 | COMPUTER SUPPLIES | 300.00 | 300.00 | 300.00 | 253.67 84.56 | 222.65 | 457.68 |
| 2013 010-426-331 | COPY SUPPLIES | 100.00 | 100.00 | 100.00 | 55.76 55.76 | 55.76 | 54.96 |
| 2013 010-426-345 | GENERAL SUPPLIES | 200.00 | 200.00 | 250.00 | 145.39 58.16 | 184.04 | 178.72 |
| 2013 010-426-411 | JURY EXPENSE-CO.CRT | 1,500.00 | 1,500.00 | 500.00 | 228.00 45.60 | .00 | 732.00 |
| 2013 010-426-412 | COURT REPORTER - CO.CRT | 4,500.00 | 4,500.00 | 2,550.00 | 2,156.96 84.59 | 2,271.68 | 2,462.24 |
| 2013 010-426-413 | INTERPRETER - CO.CRT | 100.00 | 100.00 | .00 | .00 .00 | .00 | .00 |

| ACCOUNT # | ACCOUNT NAME | REQUESTED 2013 BUDGET | APPROVED 2013 BUDGET | 2012 BUDGET | **** ACTUAL **** 2012 Y-T-D PERCENT | 2011 ACTUAL | 2010 ACTUAL |
|------------------|------------------------------|--------------------------|-------------------------|-------------|---|-------------|-------------|
| 2013 010-426-414 | SPECIAL FEES/EXP. CO.CRT | 15,000.00 | 15,000.00 | 15,000.00 | 15,389.91 102.60 | 17,879.20 | 13,242.35 |
| 2013 010-426-415 | APPOINTED ATTY'S - CO.CRT | 15,000.00 | 15,000.00 | 15,325.00 | 15,225.00 99.35 | 10,775.00 | 8,775.00 |
| 2013 010-426-427 | REQUIRED EDUCATION | 1,000.00 | 1,000.00 | 500.00 | 325.00 65.00 | 1,911.20 | 115.10 |
| 2013 010-426-575 | OFFICE FURN/EQUIP-MINOR PUR | 250.00 | 250.00 | 275.00 | 257.17 93.52 | .00 | 297.82 |
| 2013 010-426-998 | COUNTY COURT EXPENDITURES | 169,072.00 | 169,072.00 | 161,373.00 | 149,295.45 92.52 | 158,831.32 | 152,479.81 |
| 2013 010-435- | --29TH DISTRICT COURT----- | | | .00 | .00 .00 | .00 | .00 |
| 2013 010-435-104 | SALARIES-EMPLOYEES DIST CRT | 113,383.00 | 113,383.00 | 105,924.00 | 94,766.05 89.47 | 98,628.05 | 104,019.28 |
| 2013 010-435-107 | TEMPORARY/PART TIME | 2,000.00 | 2,000.00 | 2,000.00 | 1,231.36 61.57 | 1,859.94 | 1,799.04 |
| 2013 010-435-150 | COUNTY SUPPLEMENT - DJ | 7,500.00 | 7,500.00 | 7,500.00 | 6,875.00 91.67 | 7,500.00 | 7,500.00 |
| 2013 010-435-201 | SOCIAL SECURITY | 9,520.00 | 9,520.00 | 8,935.00 | 7,924.26 88.69 | 8,152.31 | 8,815.06 |
| 2013 010-435-203 | TCDRS/DEATH BENEFITS | 14,580.00 | 14,580.00 | 13,100.00 | 11,905.69 90.88 | 12,042.24 | 13,218.06 |
| 2013 010-435-210 | LONGEVITY | 1,352.00 | 1,352.00 | 1,144.00 | 1,144.00 100.00 | 936.00 | 728.00 |
| 2013 010-435-310 | STATIONERY/PRINTING | 750.00 | 750.00 | 750.00 | .00 .00 | 236.50 | 97.00 |
| 2013 010-435-325 | COMPUTER SUPPLIES | 750.00 | 750.00 | 500.00 | 492.93 98.59 | 485.86 | 308.87 |
| 2013 010-435-345 | GENERAL SUPPLIES | 750.00 | 750.00 | 1,000.00 | 749.25 74.93 | 529.76 | 594.01 |
| 2013 010-435-411 | JURY EXPENSE - DIST CRT | 26,000.00 | 26,000.00 | 25,000.00 | 22,208.00 88.83 | 22,434.00 | 26,546.00 |
| 2013 010-435-412 | STMT OF FACTS - INDIGENT | 25,000.00 | 25,000.00 | 25,000.00 | 17,825.80 71.30 | 26,856.66 | 21,624.95 |
| 2013 010-435-413 | INTERPRETER - DIST CRT | 700.00 | 700.00 | 700.00 | .00 .00 | 125.00 | 50.00 |
| 2013 010-435-414 | SPECIAL FEES/EXPENSES DIST C | 4,000.00 | 4,000.00 | 4,000.00 | 3,722.94 93.07 | 2,449.53 | 23,856.31 |
| 2013 010-435-415 | APPT ATTY/PUBLIC DEFENDER | 105,000.00 | 105,000.00 | 100,000.00 | 92,506.17 92.51 | 91,070.95 | 185,543.79 |
| 2013 010-435-416 | ATTORNEY AD LITEM(CPS) | 35,000.00 | 35,000.00 | 35,000.00 | 34,600.00 98.86 | 36,350.00 | 36,171.98 |
| 2013 010-435-427 | REQUIRED EDUCATION | 2,500.00 | 2,500.00 | 2,500.00 | 1,129.20 45.17 | 1,912.12 | 3,431.17 |
| 2013 010-435-572 | OFFICE FURN/EQUIP-MINOR PURC | 500.00 | 500.00 | 500.00 | .00 .00 | .00 | 319.17 |
| 2013 010-435-998 | 29TH DIST.CRT EXPENDITURES | 349,285.00 | 349,285.00 | 333,553.00 | 297,080.65 89.07 | 311,568.92 | 434,622.69 |
| 2013 010-450- | --DISTRICT CLERK----- | | | .00 | .00 .00 | .00 | .00 |
| 2013 010-450-101 | SALARY - DISTRICT CLERK | 52,476.00 | 52,476.00 | 50,976.00 | 46,466.46 91.15 | 50,975.86 | 50,975.86 |
| 2013 010-450-104 | SALARIES - EMPLOYEES DST CLK | 101,185.00 | 101,185.00 | 96,304.00 | 87,044.00 90.38 | 90,371.94 | 94,039.46 |
| 2013 010-450-107 | TEMPORARY/PART TIME | | | .00 | .00 .00 | .00 | .00 |
| 2013 010-450-201 | SOCIAL SECURITY | 11,960.00 | 11,960.00 | 11,445.00 | 9,678.03 84.56 | 10,245.73 | 11,245.72 |
| 2013 010-450-203 | TCDRS/DEATH BENEFITS | 18,340.00 | 18,340.00 | 16,800.00 | 15,551.58 92.57 | 15,905.25 | 17,210.38 |
| 2013 010-450-210 | LONGEVITY | 3,016.00 | 3,016.00 | 2,704.00 | 2,560.00 94.67 | 2,496.00 | 2,080.00 |
| 2013 010-450-310 | STATIONERY/PRINTING | 1,000.00 | 1,000.00 | 1,000.00 | 707.68 70.77 | 1,241.76 | 1,190.37 |
| 2013 010-450-325 | COMPUTER SUPPLIES | 500.00 | 500.00 | 500.00 | .00 .00 | 709.60 | 494.00 |
| 2013 010-450-331 | COPY SUPPLIES | 700.00 | 700.00 | 700.00 | 549.88 78.55 | 826.00 | 533.67 |
| 2013 010-450-345 | GENERAL SUPPLIES | 3,000.00 | 3,000.00 | 3,000.00 | 1,356.96 45.23 | 2,903.39 | 2,183.32 |
| 2013 010-450-427 | REQUIRED EDUCATION | 3,000.00 | 3,000.00 | 3,000.00 | 723.25 24.11 | 1,060.04 | 748.74 |
| 2013 010-450-572 | OFFICE MACH/EQUIP-MINOR PUR | 500.00 | 500.00 | 500.00 | .00 .00 | .00 | .00 |
| 2013 010-450-575 | OFFICE FURN - MINOR PURCHASE | 1,000.00 | 1,000.00 | 1,000.00 | .00 .00 | 106.72 | .00 |
| 2013 010-450-998 | DIST CLERK EXPENDITURES | 196,677.00 | 196,677.00 | 187,929.00 | 164,637.84 87.61 | 176,842.29 | 180,701.52 |
| 2013 010-455- | --JUSTICE OF PEACE #1----- | | | .00 | .00 .00 | .00 | .00 |
| 2013 010-455-101 | SALARY - J.P. #1 | 48,337.00 | 48,337.00 | 46,837.00 | 42,693.65 91.15 | 46,836.92 | 46,836.92 |
| 2013 010-455-104 | SALARIES - EMPLOYEES JP#1 | 33,283.00 | 33,283.00 | 31,658.00 | 28,613.60 90.38 | 30,735.36 | 30,735.36 |
| 2013 010-455-107 | TEMPORARY/PART TIME | 17,745.00 | 17,745.00 | 17,745.00 | 14,537.24 81.92 | 15,207.96 | 15,002.83 |
| 2013 010-455-201 | SOCIAL SECURITY | 7,940.00 | 7,940.00 | 7,695.00 | 6,590.87 85.65 | 6,995.45 | 7,264.55 |
| 2013 010-455-203 | TCDRS/DEATH BENEFITS | 12,170.00 | 12,170.00 | 11,300.00 | 10,275.90 90.94 | 10,725.22 | 11,165.58 |
| 2013 010-455-210 | LONGEVITY | 4,472.00 | 4,472.00 | 4,264.00 | 4,264.00 100.00 | 4,056.00 | 3,848.00 |
| 2013 010-455-310 | STATIONERY/PRINTING | 750.00 | 750.00 | 750.00 | 338.00 45.07 | 1,141.00 | 267.82 |
| 2013 010-455-325 | COMPUTER SUPPLIES | 200.00 | 200.00 | 200.00 | .00 .00 | 156.23 | .00 |
| 2013 010-455-331 | COPY SUPPLIES | 250.00 | 250.00 | 250.00 | 55.26 22.10 | 167.28 | 53.96 |
| 2013 010-455-345 | GENERAL SUPPLIES | 500.00 | 500.00 | 500.00 | 231.62 46.32 | 110.20 | 505.45 |
| 2013 010-455-411 | JURY EXP--J P #1 | 700.00 | 700.00 | 700.00 | 324.00 46.29 | 264.00 | 498.00 |
| 2013 010-455-412 | CRT REPORTER JP#1 | | | .00 | .00 .00 | .00 | .00 |
| 2013 010-455-414 | SPECIAL FEES/EXP. JP#1 | | | .00 | .00 .00 | .00 | .00 |
| 2013 010-455-415 | APPOINTED ATTY'S JP#1 | | | .00 | .00 .00 | .00 | .00 |

| ACCOUNT # | ACCOUNT NAME | REQUESTED 2013 BUDGET | APPROVED 2013 BUDGET | 2012 BUDGET | **** ACTUAL **** | | 2011 ACTUAL | 2010 ACTUAL |
|------------------|------------------------------|--------------------------|-------------------------|-------------|------------------|---------|-------------|-------------|
| | | | | | 2012 Y-T-D | PERCENT | | |
| 2013 010-455-427 | REQUIRED EDUCATION | 2,000.00 | 2,000.00 | 2,000.00 | 1,549.49 | 77.47 | 1,228.80 | 1,273.99 |
| 2013 010-455-572 | OFFICE MACH/EQUIP-MINOR PUR | | | .00 | .00 | .00 | .00 | .00 |
| 2013 010-455-998 | J P #1 EXPENDITURES | 128,347.00 | 128,347.00 | 123,899.00 | 109,473.63 | 88.36 | 117,624.42 | 117,452.46 |
| 2013 010-456- | --JUSTICE OF PEACE #2----- | | | .00 | .00 | .00 | .00 | .00 |
| 2013 010-456-101 | SALARY - J.P. #2 | 32,680.00 | 32,680.00 | 31,180.00 | 28,421.75 | 91.15 | 31,179.98 | 31,179.98 |
| 2013 010-456-201 | SOCIAL SECURITY | 2,520.00 | 2,520.00 | 2,400.00 | 1,928.74 | 80.36 | 2,325.16 | 2,469.02 |
| 2013 010-456-203 | TCDRS/DEATH BENEFITS | 3,860.00 | 3,860.00 | 3,520.00 | 3,244.34 | 92.17 | 3,687.50 | 3,849.82 |
| 2013 010-456-210 | LONGEVITY | 208.00 | 208.00 | 104.00 | 96.00 | 92.31 | 2,080.00 | 1,976.00 |
| 2013 010-456-310 | STATIONERY/PRINTING | 300.00 | 300.00 | 300.00 | .00 | .00 | 328.43 | .00 |
| 2013 010-456-325 | COMPUTER SUPPLIES | 250.00 | 250.00 | 250.00 | 150.54 | 60.22 | 77.91 | 124.97 |
| 2013 010-456-345 | GENERAL SUPPLIES | 550.00 | 550.00 | 350.00 | 121.44 | 34.70 | 310.38 | 35.88 |
| 2013 010-456-411 | JURY EXP. JP#2 | | | .00 | .00 | .00 | .00 | .00 |
| 2013 010-456-414 | SPECIAL FEES/EXP JP#2 | | | .00 | .00 | .00 | .00 | .00 |
| 2013 010-456-427 | REQUIRED EDUCATION | 1,500.00 | 1,500.00 | 2,000.00 | 541.21 | 27.06 | 2,434.92 | 1,161.70 |
| 2013 010-456-572 | OFFICE MACH/EQUIP-MINOR PUR | 300.00 | 300.00 | 300.00 | 44.97 | 14.99 | .00 | .00 |
| 2013 010-456-575 | OFFICE FURN - MINOR PURCHASE | 250.00 | 250.00 | 250.00 | .00 | .00 | 327.95 | .00 |
| 2013 010-456-998 | J P #2 EXPENDITURES | 42,418.00 | 42,418.00 | 40,654.00 | 34,548.99 | 84.98 | 42,752.23 | 40,797.37 |
| 2013 010-457- | --JUSTICE OF PEACE #5----- | | | .00 | .00 | .00 | .00 | .00 |
| 2013 010-457-101 | SALARY - J.P. #5 | 48,337.00 | 48,337.00 | 46,837.00 | 42,693.65 | 91.15 | 46,836.92 | 46,836.92 |
| 2013 010-457-104 | SALARIES - EMPLOYEES JP#5 | 65,438.00 | 65,438.00 | 62,192.00 | 56,194.97 | 90.36 | 58,557.14 | 60,343.20 |
| 2013 010-457-107 | TEMPORARY/PART TIME | | | .00 | .00 | .00 | .00 | .00 |
| 2013 010-457-201 | SOCIAL SECURITY | 8,860.00 | 8,860.00 | 8,490.00 | 7,493.14 | 88.26 | 7,716.49 | 8,065.83 |
| 2013 010-457-203 | TCDRS/DEATH BENEFITS | 13,565.00 | 13,565.00 | 12,455.00 | 11,486.83 | 92.23 | 11,945.11 | 12,691.49 |
| 2013 010-457-210 | LONGEVITY | 2,080.00 | 2,080.00 | 1,768.00 | 1,664.00 | 94.12 | 2,600.00 | 2,288.00 |
| 2013 010-457-310 | STATIONERY/PRINTING | 1,100.00 | 1,100.00 | 1,100.00 | 205.54 | 18.69 | 734.83 | 938.68 |
| 2013 010-457-325 | COMPUTER SUPPLIES | 500.00 | 500.00 | 500.00 | 243.52 | 48.70 | 475.41 | 418.90 |
| 2013 010-457-331 | COPY SUPPLIES | 300.00 | 300.00 | 300.00 | 55.76 | 18.59 | 111.52 | 238.79 |
| 2013 010-457-345 | GENERAL SUPPLIES | 500.00 | 500.00 | 500.00 | 312.88 | 62.58 | 485.19 | 270.52 |
| 2013 010-457-411 | JURY EXP. JP#5 | 500.00 | 500.00 | 500.00 | 120.00 | 24.00 | 306.00 | 60.00 |
| 2013 010-457-412 | CRT REPORTER JP#5 | | | .00 | .00 | .00 | .00 | .00 |
| 2013 010-457-414 | SPECIAL FEES/EXP. JP#5 | | | .00 | .00 | .00 | .00 | .00 |
| 2013 010-457-415 | APPOINTED ATTY'S JP#5 | | | .00 | .00 | .00 | .00 | .00 |
| 2013 010-457-427 | REQUIRED EDUCATION | 2,600.00 | 2,600.00 | 2,600.00 | 1,773.92 | 68.23 | 2,924.95 | 1,783.04 |
| 2013 010-457-572 | OFFICE MACH/EQUIP-MINOR PURC | | | .00 | .00 | .00 | .00 | .00 |
| 2013 010-457-998 | J P #5 EXPENDITURES | 143,780.00 | 143,780.00 | 137,242.00 | 122,244.21 | 89.07 | 132,693.56 | 133,935.37 |
| 2013 010-458- | --JUSTICE OF PEACE #3----- | | | .00 | .00 | .00 | .00 | .00 |
| 2013 010-458-101 | SALARY - J.P. #3 | 37,112.00 | 37,112.00 | 35,612.00 | 32,461.65 | 91.15 | 35,611.94 | 35,611.94 |
| 2013 010-458-104 | SALARIES - EMPLOYEES JP#3 | 33,283.00 | 33,283.00 | 31,658.00 | 28,613.60 | 90.38 | 30,735.36 | 30,735.36 |
| 2013 010-458-201 | SOCIAL SECURITY | 5,545.00 | 5,545.00 | 5,300.00 | 4,462.61 | 84.20 | 4,825.11 | 5,105.21 |
| 2013 010-458-203 | TCDRS/DEATH BENEFITS | 8,500.00 | 8,500.00 | 7,785.00 | 7,192.81 | 92.39 | 7,537.45 | 7,876.90 |
| 2013 010-458-210 | LONGEVITY | 2,184.00 | 2,184.00 | 1,976.00 | 1,976.00 | 100.00 | 1,768.00 | 1,560.00 |
| 2013 010-458-310 | STATIONERY/PRINTING | 100.00 | 100.00 | 200.00 | .00 | .00 | 44.00 | 191.25 |
| 2013 010-458-325 | COMPUTER SUPPLIES | 75.00 | 75.00 | 100.00 | .00 | .00 | .00 | 151.99 |
| 2013 010-458-331 | COPY SUPPLIES | 75.00 | 75.00 | 100.00 | .00 | .00 | 27.88 | .00 |
| 2013 010-458-345 | GENERAL SUPPLIES | 75.00 | 75.00 | 100.00 | .00 | .00 | 83.02 | 130.53 |
| 2013 010-458-411 | JURY EXP. JP#3 | 50.00 | 50.00 | 50.00 | .00 | .00 | 36.00 | .00 |
| 2013 010-458-414 | SPECIAL FEES/EXP. JP#3 | | | .00 | .00 | .00 | .00 | .00 |
| 2013 010-458-427 | REQUIRED EDUCATION | 1,500.00 | 1,500.00 | 1,500.00 | 1,404.82 | 93.65 | 1,856.25 | 996.79 |
| 2013 010-458-572 | OFFICE FURN/EQUIP-MINOR PURC | 150.00 | 150.00 | 150.00 | .00 | .00 | .00 | .00 |
| 2013 010-458-998 | J P #3 EXPENDITURES | 88,649.00 | 88,649.00 | 84,531.00 | 76,111.49 | 90.04 | 82,525.01 | 82,359.97 |
| 2013 010-459- | --JUSTICE OF PEACE #4----- | | | .00 | .00 | .00 | .00 | .00 |
| 2013 010-459-101 | SALARY - J.P. #4 | 32,680.00 | 32,680.00 | 31,180.00 | 28,421.75 | 91.15 | 31,179.98 | 31,179.98 |
| 2013 010-459-201 | SOCIAL SECURITY | 2,770.00 | 2,770.00 | 2,650.00 | 2,213.95 | 83.55 | 2,406.13 | 2,529.95 |

| ACCOUNT # | ACCOUNT NAME | REQUESTED 2013 BUDGET | APPROVED 2013 BUDGET | 2012 BUDGET | **** ACTUAL **** 2012 Y-T-D PERCENT | 2011 ACTUAL | 2010 ACTUAL |
|------------------|------------------------------|--------------------------|-------------------------|-------------|---|-------------|-------------|
| 2013 010-459-203 | TCDRS/DEATH BENEFITS | 4,250.00 | 4,250.00 | 3,895.00 | 3,613.67 92.78 | 3,826.48 | 3,991.85 |
| 2013 010-459-210 | LONGEVITY | 3,536.00 | 3,536.00 | 3,432.00 | 3,432.00 100.00 | 3,328.00 | 3,224.00 |
| 2013 010-459-310 | STATIONERY/PRINTING | | | .00 | .00 .00 | .00 | .00 |
| 2013 010-459-345 | GENERAL SUPPLIES | | | .00 | .00 .00 | .00 | .00 |
| 2013 010-459-411 | JURY EXP. JP#4 | | | .00 | .00 .00 | .00 | .00 |
| 2013 010-459-414 | SPECIAL FEES/EXP. JP#4 | | | .00 | .00 .00 | .00 | .00 |
| 2013 010-459-427 | REQUIRED EDUCATION | 1,000.00 | 1,000.00 | 1,000.00 | 538.86 53.89 | 838.99 | 611.06 |
| 2013 010-459-998 | J P #4 EXPENDITURES | 44,236.00 | 44,236.00 | 42,157.00 | 38,220.23 90.66 | 41,579.58 | 41,536.84 |
| 2013 010-475- | --COUNTY ATTORNEY----- | | | .00 | .00 .00 | .00 | .00 |
| 2013 010-475-101 | SALARY - CO. ATTORNEY | 47,730.00 | 47,730.00 | 46,230.00 | 34,181.55 73.94 | 37,498.76 | 37,498.77 |
| 2013 010-475-104 | SALARIES - EMPLOYEES CO.ATTY | 73,978.00 | 73,978.00 | 70,700.00 | 62,346.92 88.19 | 65,804.98 | 68,531.38 |
| 2013 010-475-150 | STATE SUPPLEMENT | 62,500.00 | 62,500.00 | 62,500.00 | 57,692.16 92.31 | 62,499.84 | 62,499.84 |
| 2013 010-475-201 | SOCIAL SECURITY | 14,000.00 | 14,000.00 | 14,150.00 | 11,431.33 80.79 | 12,268.70 | 12,811.80 |
| 2013 010-475-203 | TCDRS/DEATH BENEFITS | 21,000.00 | 21,000.00 | 20,600.00 | 17,668.18 85.77 | 18,470.47 | 19,313.42 |
| 2013 010-475-210 | LONGEVITY | 4,368.00 | 4,368.00 | 1,560.00 | 1,552.00 99.49 | 1,352.00 | 2,080.00 |
| 2013 010-475-310 | STATIONERY/PRINTING | 400.00 | 400.00 | 400.00 | 250.00 62.50 | .00 | 48.50 |
| 2013 010-475-325 | COMPUTER SUPPLIES | 200.00 | 200.00 | 200.00 | 174.92 87.46 | 168.93 | 183.92 |
| 2013 010-475-331 | COPY SUPPLIES | 100.00 | 100.00 | 100.00 | 64.96 64.96 | 311.09 | .00 |
| 2013 010-475-345 | GENERAL SUPPLIES | 500.00 | 500.00 | 500.00 | 239.56 47.91 | 434.05 | 450.51 |
| 2013 010-475-354 | FUEL/CAR MAINT | | | 2,796.00 | 2,325.27 83.16 | 1,377.54 | 1,523.66 |
| 2013 010-475-427 | REQUIRED EDUCATION | 1,550.00 | 1,550.00 | 1,550.00 | .00 .00 | 1,137.26 | 3,376.52 |
| 2013 010-475-428 | LEOSE-STATE ASSISTED EDUC | 2,100.00 | 2,100.00 | 2,100.00 | .00 .00 | 145.00 | 145.00 |
| 2013 010-475-572 | OFFICE FURN/EQUIP-MINOR PURC | 1,000.00 | 1,000.00 | 400.00 | .00 .00 | 1,738.09 | 1,112.35 |
| 2013 010-475-998 | COUNTY ATTY EXPENDITURES | 229,426.00 | 229,426.00 | 223,786.00 | 187,926.85 83.98 | 203,206.71 | 209,575.67 |
| 2013 010-480- | --DISTRICT ATTORNEY----- | | | .00 | .00 .00 | .00 | .00 |
| 2013 010-480-103 | SALARIES - ASSISTANT DA | 74,080.00 | 74,080.00 | 72,580.00 | 62,407.52 85.98 | 54,707.85 | 72,579.78 |
| 2013 010-480-104 | SALARIES - EMPLOYEES/DA | 101,185.00 | 101,185.00 | 96,304.00 | 87,044.00 90.38 | 93,542.40 | 86,030.58 |
| 2013 010-480-107 | TEMPORARY/PART TIME | | | .00 | .00 .00 | .00 | .00 |
| 2013 010-480-201 | SOCIAL SECURITY | 13,500.00 | 13,500.00 | 13,000.00 | 11,596.50 89.20 | 11,349.67 | 12,933.32 |
| 2013 010-480-203 | TCDRS/DEATH BENEFITS | 20,690.00 | 20,690.00 | 19,100.00 | 17,238.22 90.25 | 16,545.49 | 19,094.44 |
| 2013 010-480-210 | LONGEVITY | 1,456.00 | 1,456.00 | 1,040.00 | 1,032.00 99.23 | 1,672.00 | 6,552.00 |
| 2013 010-480-325 | OFFICE SUPPLIES | 5,000.00 | 5,000.00 | 4,250.00 | 4,093.56 96.32 | 5,591.59 | 3,910.68 |
| 2013 010-480-390 | DUES AND SUBSCRIPTIONS | 1,000.00 | 1,000.00 | 1,000.00 | 517.00 51.70 | 393.99 | 973.94 |
| 2013 010-480-414 | SPECIAL FEES/EXP. D.A. | 4,000.00 | 4,000.00 | 3,650.00 | 4,023.24 110.23 | 925.00 | 12,094.20 |
| 2013 010-480-417 | CONTRACT SERVICES | 20,000.00 | 20,000.00 | 13,300.00 | 13,369.24 100.52 | 11,432.47 | 7,640.45 |
| 2013 010-480-427 | REQUIRED EDUCATION | 3,000.00 | 3,000.00 | 2,800.00 | 2,745.11 98.04 | 3,257.91 | 5,768.83 |
| 2013 010-480-572 | OFFICE FURN/EQUIP-MINOR PURC | | | .00 | .00 .00 | .00 | 1,830.01 |
| 2013 010-480-998 | DIST ATTORNEY EXPENDITURES | 243,911.00 | 243,911.00 | 227,024.00 | 204,066.39 89.89 | 199,418.37 | 229,408.23 |
| 2013 010-490- | --ELECTIONS ADMINISTRATION-- | | | .00 | .00 .00 | N/A | N/A |
| 2013 010-490-101 | SALARY - ELECT ADMINISTRATOR | 41,500.00 | 41,500.00 | 40,000.00 | 36,153.81 90.38 | N/A | N/A |
| 2013 010-490-104 | SALARIES - EMPLOYEES/ELECT A | 34,620.00 | 34,620.00 | 32,989.00 | 29,436.16 89.23 | N/A | N/A |
| 2013 010-490-107 | TEMPORARY/PART TIME | 9,000.00 | 9,000.00 | 3,000.00 | 7,354.57 245.15 | N/A | N/A |
| 2013 010-490-201 | SOCIAL SECURITY | 6,550.00 | 6,550.00 | 5,850.00 | 5,521.50 94.38 | N/A | N/A |
| 2013 010-490-203 | TCDRS/DEATH BENEFITS | 8,990.00 | 8,990.00 | 8,260.00 | 7,418.06 89.81 | N/A | N/A |
| 2013 010-490-210 | LONGEVITY | 624.00 | 624.00 | 416.00 | 416.00 100.00 | N/A | N/A |
| 2013 010-490-310 | STATIONERY/PRINTING | 1,500.00 | 1,500.00 | 2,200.00 | 1,902.91 86.50 | N/A | N/A |
| 2013 010-490-325 | COMPUTER SUPPLIES | 600.00 | 600.00 | 600.00 | 564.79 94.13 | N/A | N/A |
| 2013 010-490-331 | COPY SUPPLIES | 600.00 | 600.00 | 300.00 | 203.24 67.75 | N/A | N/A |
| 2013 010-490-345 | GENERAL SUPPLIES | 500.00 | 500.00 | 500.00 | 195.35 39.07 | N/A | N/A |
| 2013 010-490-425 | ELECTION EXPENSES | 35,000.00 | 35,000.00 | 30,000.00 | 24,509.93 81.70 | N/A | N/A |
| 2013 010-490-427 | REQUIRED EDUCATION | 2,000.00 | 2,000.00 | 1,500.00 | 1,002.10 66.81 | N/A | N/A |
| 2013 010-490-575 | OFFICE FURN/EQUIP-MINOR PURC | 5,780.00 | 5,780.00 | 2,500.00 | 925.14 37.01 | N/A | N/A |
| 2013 010-490-998 | ELECT ADMIN EXPENDITURES | 147,264.00 | 147,264.00 | 128,115.00 | 115,603.56 90.23 | .00 | .00 |

| ACCOUNT # | ACCOUNT NAME | REQUESTED 2013 BUDGET | APPROVED 2013 BUDGET | 2012 BUDGET | **** ACTUAL **** 2012 Y-T-D PERCENT | 2011 ACTUAL | 2010 ACTUAL |
|------------------|------------------------------|--------------------------|-------------------------|-------------|---|-------------|-------------|
| 2013 010-495- | --COUNTY AUDITOR----- | | | .00 | .00 .00 | .00 | .00 |
| 2013 010-495-101 | SALARY - CO.AUDITOR | 71,444.00 | 71,444.00 | 69,944.00 | 63,756.55 91.15 | 69,943.90 | 69,943.90 |
| 2013 010-495-104 | SALARIES - EMPLOYEES/CO AUD | 107,950.00 | 107,950.00 | 103,044.00 | 93,135.20 90.38 | 100,307.52 | 100,307.52 |
| 2013 010-495-201 | SOCIAL SECURITY | 14,175.00 | 14,175.00 | 13,680.00 | 11,692.79 85.47 | 12,487.75 | 13,075.69 |
| 2013 010-495-203 | TCDRS/DEATH BENEFITS | 21,705.00 | 21,705.00 | 20,070.00 | 18,546.32 92.41 | 19,406.00 | 20,290.17 |
| 2013 010-495-210 | LONGEVITY | 6,032.00 | 6,032.00 | 5,616.00 | 5,520.00 98.29 | 5,200.00 | 4,784.00 |
| 2013 010-495-310 | STATIONERY/PRINTING | 250.00 | 250.00 | 250.00 | 137.25 54.90 | 177.25 | 265.25 |
| 2013 010-495-325 | COMPUTER SUPPLIES | 300.00 | 300.00 | 550.00 | 455.66 82.85 | 300.00 | 300.00 |
| 2013 010-495-331 | COPY SUPPLIES | 500.00 | 500.00 | 450.00 | 299.02 66.45 | 375.00 | 498.84 |
| 2013 010-495-345 | GENERAL SUPPLIES | 500.00 | 500.00 | 500.00 | 293.88 58.78 | 474.04 | 662.96 |
| 2013 010-495-427 | REQUIRED EDUCATION | 2,500.00 | 2,500.00 | 1,700.00 | 1,419.25 83.49 | 2,422.60 | 1,579.25 |
| 2013 010-495-572 | OFFICE FURN/EQUIP-MINOR PURC | 500.00 | 500.00 | 500.00 | .00 .00 | 387.55 | 1,944.19 |
| 2013 010-495-998 | CO AUDITOR EXPENDITURES | 225,856.00 | 225,856.00 | 216,304.00 | 195,255.92 90.27 | 211,481.61 | 213,651.77 |
| 2013 010-497- | --COUNTY TREASURER----- | | | .00 | .00 .00 | .00 | .00 |
| 2013 010-497-101 | SALARY - CO. TREASURER | 52,476.00 | 52,476.00 | 50,976.00 | 46,466.46 91.15 | 50,975.86 | 50,975.86 |
| 2013 010-497-104 | SALARIES - EMPLOYEES/CO TREA | 34,620.00 | 34,620.00 | 32,989.00 | 29,816.80 90.38 | 31,833.60 | 32,045.15 |
| 2013 010-497-201 | SOCIAL SECURITY | 6,700.00 | 6,700.00 | 6,460.00 | 5,383.73 83.34 | 5,944.56 | 6,689.50 |
| 2013 010-497-203 | TCDRS/DEATH BENEFITS | 10,265.00 | 10,265.00 | 9,475.00 | 8,737.81 92.22 | 9,315.32 | 10,088.77 |
| 2013 010-497-210 | LONGEVITY | 520.00 | 520.00 | 312.00 | 288.00 92.31 | 1,352.00 | 3,952.00 |
| 2013 010-497-310 | STATIONERY/PRINTING | 500.00 | 500.00 | 500.00 | 291.00 58.20 | 285.00 | 787.86 |
| 2013 010-497-325 | COMPUTER SUPPLIES | 1,000.00 | 1,000.00 | 650.00 | .00 .00 | .00 | 1,000.00 |
| 2013 010-497-331 | COPY SUPPLIES | 250.00 | 250.00 | 400.00 | 278.80 69.70 | 278.80 | 969.80 |
| 2013 010-497-345 | GENERAL SUPPLIES | 1,000.00 | 1,000.00 | 1,200.00 | 1,057.20 88.10 | 917.64 | 963.32 |
| 2013 010-497-427 | REQUIRED EDUCATION | 3,500.00 | 3,500.00 | 3,500.00 | 2,861.20 81.75 | 3,770.75 | 1,221.75 |
| 2013 010-497-572 | OFFICE MACH/EQUIP-MINOR PURC | 1,000.00 | 1,000.00 | 1,000.00 | .00 .00 | 2,401.31 | 956.84 |
| 2013 010-497-575 | OFFICE FURN - MINOR PURCHASE | | | .00 | .00 .00 | .00 | .00 |
| 2013 010-497-998 | CO TREASURER EXPENDITURES | 111,831.00 | 111,831.00 | 107,462.00 | 95,181.00 88.57 | 107,074.84 | 109,650.85 |
| 2013 010-499- | --TAX ASSESSOR/COLLECTOR---- | | | .00 | .00 .00 | .00 | .00 |
| 2013 010-499-101 | SALARY - TAX A/C | 52,476.00 | 52,476.00 | 50,976.00 | 46,466.46 91.15 | 50,975.86 | 50,975.86 |
| 2013 010-499-104 | SALARIES - EMPLOYEES TAX A/C | 336,837.00 | 336,837.00 | 320,570.00 | 284,791.43 88.84 | 317,746.92 | 341,345.28 |
| 2013 010-499-107 | TEMPORARY/PART TIME | | | .00 | .00 .00 | .00 | .00 |
| 2013 010-499-201 | SOCIAL SECURITY | 30,500.00 | 30,500.00 | 29,260.00 | 24,855.65 84.95 | 27,286.57 | 30,194.28 |
| 2013 010-499-203 | TCDRS/DEATH BENEFITS | 46,765.00 | 46,765.00 | 42,965.00 | 38,993.31 90.76 | 42,012.69 | 46,485.23 |
| 2013 010-499-210 | LONGEVITY | 10,608.00 | 10,608.00 | 10,296.00 | 9,976.00 96.89 | 10,400.00 | 9,152.00 |
| 2013 010-499-310 | STATIONERY/PRINTING | 12,000.00 | 12,000.00 | 6,200.00 | 1,953.63 31.51 | 6,427.32 | 5,295.41 |
| 2013 010-499-325 | COMPUTER SUPPLIES | 2,000.00 | 2,000.00 | 3,600.00 | 1,197.32 33.26 | 2,021.92 | 2,600.73 |
| 2013 010-499-331 | COPY SUPPLIES | 800.00 | 800.00 | 800.00 | 501.84 62.73 | 827.45 | 687.86 |
| 2013 010-499-345 | GENERAL SUPPLIES | 1,000.00 | 1,000.00 | 900.00 | 257.52 28.61 | 959.45 | 1,254.03 |
| 2013 010-499-427 | REQUIRED EDUCATION | 7,000.00 | 7,000.00 | 9,000.00 | 2,084.85 23.17 | 7,128.30 | 6,513.87 |
| 2013 010-499-572 | OFFICE MACH/EQUIP-MINOR PURC | 2,000.00 | 2,000.00 | 2,000.00 | 1,767.13 88.36 | 1,828.91 | 2,818.63 |
| 2013 010-499-575 | OFFICE FURN - MINOR PURCHASE | | | .00 | .00 .00 | .00 | .00 |
| 2013 010-499-998 | TAX ASSESSOR/COLL EXPENDITUR | 501,986.00 | 501,986.00 | 476,567.00 | 412,845.14 86.63 | 467,615.39 | 497,323.18 |
| 2013 010-503- | --INFORMATION TECHNOLOGY---- | | | .00 | .00 .00 | .00 | .00 |
| 2013 010-503-101 | SALARY - SYSTEMS MANAGER | 44,830.00 | 44,830.00 | N/A | N/A N/A | N/A | N/A |
| 2013 010-503-104 | SALARIES - EMPLOYEES/IT | 37,731.00 | 37,731.00 | 79,248.00 | 71,628.00 90.38 | 77,464.80 | 81,323.20 |
| 2013 010-503-201 | SOCIAL SECURITY | 6,440.00 | 6,440.00 | 6,195.00 | 5,216.49 84.20 | 5,415.02 | 5,705.33 |
| 2013 010-503-203 | TCDRS/DEATH BENEFITS | 9,870.00 | 9,870.00 | 9,095.00 | 8,398.58 92.34 | 8,715.44 | 9,112.89 |
| 2013 010-503-210 | LONGEVITY | 1,872.00 | 1,872.00 | 1,664.00 | 1,664.00 100.00 | 1,456.00 | 1,248.00 |
| 2013 010-503-325 | COMPUTER SUPPLIES | 500.00 | 500.00 | 500.00 | .00 .00 | 375.15 | 2,746.91 |
| 2013 010-503-331 | COPY SUPPLIES | 150.00 | 150.00 | 150.00 | .00 .00 | 179.65 | 26.98 |
| 2013 010-503-345 | GENERAL SUPPLIES | 150.00 | 150.00 | 150.00 | 14.98 9.99 | 191.80 | 181.56 |
| 2013 010-503-351 | REP/MAINT - EQUIPMENT | | | .00 | .00 .00 | N/A | N/A |
| 2013 010-503-427 | REQUIRED EDUCATION | 1,500.00 | 1,500.00 | 750.00 | 750.00 100.00 | 750.00 | 196.00 |
| 2013 010-503-572 | OFFICE FURN/EQUIP-MINOR PURC | 400.00 | 400.00 | 400.00 | .00 .00 | 871.34 | 263.20 |
| 2013 010-503-998 | INFORMATION TECHNOLOGY EXP | 103,443.00 | 103,443.00 | 98,152.00 | 87,672.05 89.32 | 95,419.20 | 100,804.07 |

| ACCOUNT # | ACCOUNT NAME | REQUESTED 2013 BUDGET | APPROVED 2013 BUDGET | 2012 BUDGET | [**** ACTUAL ****] 2012 Y-T-D PERCENT | 2011 ACTUAL | 2010 ACTUAL |
|------------------|------------------------------|--------------------------|-------------------------|-------------|--|-------------|-------------|
| 2013 010-540- | --EMERGENCY MEDICAL SERVICE- | | | .00 | .00 .00 | .00 | .00 |
| 2013 010-540-402 | CITY/CO E M S | 15,000.00 | 15,000.00 | 15,000.00 | 15,000.00 100.00 | 15,000.00 | 15,000.00 |
| 2013 010-540-403 | GRAFORD E M S | 15,000.00 | 15,000.00 | 15,000.00 | .00 .00 | 15,000.00 | 15,000.00 |
| 2013 010-540-404 | TRI-CITY E M S | 15,000.00 | 15,000.00 | 15,000.00 | 15,000.00 100.00 | 15,000.00 | 15,000.00 |
| 2013 010-540-405 | P.K.(EAST) E M S | 15,000.00 | 15,000.00 | 15,000.00 | .00 .00 | 15,000.00 | 15,000.00 |
| 2013 010-540-406 | P.K.(WEST) E M S | 15,000.00 | 15,000.00 | 15,000.00 | .00 .00 | 15,000.00 | 15,000.00 |
| 2013 010-540-407 | SANTO E M S | 15,000.00 | 15,000.00 | 15,000.00 | 15,000.00 100.00 | 15,000.00 | 15,000.00 |
| 2013 010-540-408 | FIRST RESPONDERS | 8,000.00 | 8,000.00 | 8,000.00 | 4,000.00 50.00 | 8,000.00 | 7,906.14 |
| 2013 010-540-580 | CAPITAL/VEHICLE | | | .00 | .00 .00 | .00 | .00 |
| 2013 010-540-998 | E. M. S. EXPENDITURES | 98,000.00 | 98,000.00 | 98,000.00 | 49,000.00 50.00 | 98,000.00 | 97,906.14 |
| 2013 010-551- | --CONSTABLE #1----- | | | .00 | .00 .00 | .00 | .00 |
| 2013 010-551-101 | SALARY - CONSTABLE #1 | 41,015.00 | 41,015.00 | 39,515.00 | 35,967.34 91.02 | 35,584.64 | 44,014.88 |
| 2013 010-551-201 | SOCIAL SECURITY | 3,200.00 | 3,200.00 | 3,080.00 | 2,593.46 84.20 | 2,555.00 | 3,322.30 |
| 2013 010-551-203 | TCDRS/DEATH BENEFITS | 4,910.00 | 4,910.00 | 4,525.00 | 4,178.49 92.34 | 4,013.77 | 5,176.12 |
| 2013 010-551-210 | LONGEVITY | 832.00 | 832.00 | 728.00 | 728.00 100.00 | 624.00 | 520.00 |
| 2013 010-551-345 | GENERAL SUPPLIES | 1,200.00 | 1,200.00 | 1,000.00 | 534.12 53.41 | 482.66 | 362.12 |
| 2013 010-551-354 | FUEL/CAR MAINT | 11,000.00 | 11,000.00 | 10,000.00 | 7,691.34 76.91 | 9,689.83 | 9,115.84 |
| 2013 010-551-427 | REQUIRED EDUCATION | 1,500.00 | 1,500.00 | 1,500.00 | .00 .00 | .00 | 260.00 |
| 2013 010-551-428 | LEOSE-STATE ASSISTED EDUC | 365.00 | 365.00 | 365.00 | .00 .00 | 306.30 | 1,057.74 |
| 2013 010-551-496 | MISC DEPT EXP | 1,200.00 | 1,200.00 | 1,000.00 | 79.96 8.00 | 1,129.08 | 1,489.98 |
| 2013 010-551-580 | CAPITAL/VEHICLE | | | .00 | .00 .00 | 31,976.25 | 5,276.00 |
| 2013 010-551-998 | CONSTABLE #1 EXPENDITURES | 65,222.00 | 65,222.00 | 61,713.00 | 51,772.71 83.89 | 86,361.53 | 70,594.98 |
| 2013 010-552- | --CONSTABLE #2----- | | | .00 | .00 .00 | .00 | .00 |
| 2013 010-552-101 | SALARY - CONSTABLE #2 | 41,015.00 | 41,015.00 | 39,515.00 | 35,967.34 91.02 | 35,584.64 | 44,014.88 |
| 2013 010-552-201 | SOCIAL SECURITY | 3,175.00 | 3,175.00 | 3,050.00 | 2,794.11 91.61 | 2,549.17 | 3,378.20 |
| 2013 010-552-203 | TCDRS/DEATH BENEFITS | 4,865.00 | 4,865.00 | 4,480.00 | 4,132.45 92.24 | 3,967.47 | 5,128.72 |
| 2013 010-552-210 | LONGEVITY | 416.00 | 416.00 | 312.00 | 312.00 100.00 | 208.00 | 104.00 |
| 2013 010-552-345 | GENERAL SUPPLIES | 300.00 | 300.00 | 300.00 | 56.05 18.68 | 276.02 | 300.00 |
| 2013 010-552-354 | FUEL/CAR MAINT | 9,000.00 | 9,000.00 | 9,000.00 | 7,937.24 88.19 | 8,574.24 | 6,188.11 |
| 2013 010-552-427 | REQUIRED EDUCATION | 1,700.00 | 1,700.00 | 1,700.00 | 708.88 41.70 | 611.55 | 796.18 |
| 2013 010-552-428 | LEOSE-STATE ASSISTED EDUC | | | 440.00 | 467.47 106.24 | 195.20 | 1,831.05 |
| 2013 010-552-496 | MISC DEPT EXP | 1,000.00 | 1,000.00 | 1,000.00 | 667.30 66.73 | 496.27 | 1,285.84 |
| 2013 010-552-580 | CAPITAL/VEHICLE | 500.00 | 500.00 | .00 | .00 .00 | .00 | 3,890.67 |
| 2013 010-552-998 | CONSTABLE #2 EXPENDITURES | 61,971.00 | 61,971.00 | 59,797.00 | 53,042.84 88.70 | 52,462.56 | 66,917.65 |
| 2013 010-555- | --CONSTABLE #5----- | | | .00 | .00 .00 | .00 | .00 |
| 2013 010-555-101 | SALARY - CONSTABLE #5 | 41,015.00 | 41,015.00 | 39,515.00 | 35,967.34 91.02 | 35,584.64 | 44,014.88 |
| 2013 010-555-201 | SOCIAL SECURITY | 3,220.00 | 3,220.00 | 3,100.00 | 2,635.06 85.00 | 2,589.38 | 3,288.83 |
| 2013 010-555-203 | TCDRS/DEATH BENEFITS | 4,935.00 | 4,935.00 | 4,550.00 | 4,201.53 92.34 | 4,036.92 | 5,199.79 |
| 2013 010-555-210 | LONGEVITY | 1,040.00 | 1,040.00 | 936.00 | 936.00 100.00 | 832.00 | 728.00 |
| 2013 010-555-345 | GENERAL SUPPLIES | 500.00 | 500.00 | 300.00 | 23.84 7.95 | .00 | 502.80 |
| 2013 010-555-354 | FUEL/CAR MAINT | 9,000.00 | 9,000.00 | 7,000.00 | 3,989.89 57.00 | 6,224.20 | 5,540.63 |
| 2013 010-555-427 | REQUIRED EDUCATION | 1,500.00 | 1,500.00 | 1,000.00 | 175.35 17.54 | .00 | .00 |
| 2013 010-555-428 | LEOSE-STATE ASSISTED EDUC | 415.00 | 415.00 | 645.00 | 215.00 33.33 | 237.70 | 775.03 |
| 2013 010-555-496 | MISC DEPT EXP | 800.00 | 800.00 | 1,500.00 | 847.86 56.52 | 307.86 | 2,129.74 |
| 2013 010-555-580 | CAPITAL/VEHICLE | | | .00 | .00 .00 | .00 | 1,998.45 |
| 2013 010-555-998 | CONSTABLE #5 EXPENDITURES | 62,425.00 | 62,425.00 | 58,546.00 | 48,991.87 83.68 | 49,812.70 | 64,178.15 |
| 2013 010-556- | --CONSTABLE #3----- | | | .00 | .00 .00 | .00 | .00 |
| 2013 010-556-101 | SALARY - CONSTABLE #3 | 41,015.00 | 41,015.00 | 39,515.00 | 35,967.34 91.02 | 35,584.64 | 44,014.88 |
| 2013 010-556-201 | SOCIAL SECURITY | 3,370.00 | 3,370.00 | 3,250.00 | 2,988.63 91.96 | 2,912.55 | 3,674.24 |
| 2013 010-556-203 | TCDRS/DEATH BENEFITS | 5,160.00 | 5,160.00 | 4,760.00 | 4,408.74 92.62 | 4,245.29 | 5,412.83 |
| 2013 010-556-210 | LONGEVITY | 2,912.00 | 2,912.00 | 2,808.00 | 2,808.00 100.00 | 2,704.00 | 2,600.00 |
| 2013 010-556-345 | GENERAL SUPPLIES | 300.00 | 300.00 | 300.00 | 31.81 10.60 | 28.86 | 88.62 |
| 2013 010-556-354 | FUEL/CAR MAINT | 10,000.00 | 10,000.00 | 9,000.00 | 6,888.43 76.54 | 8,261.01 | 6,161.75 |

| ACCOUNT # | ACCOUNT NAME | REQUESTED 2013 BUDGET | APPROVED 2013 BUDGET | 2012 BUDGET | **** ACTUAL **** 2012 Y-T-D PERCENT | 2011 ACTUAL | 2010 ACTUAL |
|------------------|------------------------------|--------------------------|-------------------------|-------------|---|-------------|-------------|
| 2013 010-556-427 | REQUIRED EDUCATION | 1,200.00 | 1,200.00 | 1,000.00 | .00 .00 | 100.00 | 12.75 |
| 2013 010-556-428 | LEOSE-STATE ASSISTED EDUC | 360.00 | 360.00 | 360.00 | .00 .00 | 306.30 | 742.20 |
| 2013 010-556-496 | MISC DEPT EXP | 500.00 | 500.00 | 500.00 | 32.32 6.46 | 293.57 | 534.36 |
| 2013 010-556-580 | CAPITAL/VEHICLE | 4,000.00 | 4,000.00 | .00 | .00 .00 | .00 | 1,431.85 |
| 2013 010-556-998 | CONSTABLE #3 EXPENDITURES | 68,817.00 | 68,817.00 | 61,493.00 | 53,125.27 86.39 | 54,436.22 | 64,673.48 |
| 2013 010-558- | --CONSTABLE #4----- | | | .00 | .00 .00 | .00 | .00 |
| 2013 010-558-101 | SALARY - CONSTABLE #4 | 41,015.00 | 41,015.00 | 39,515.00 | 35,967.34 91.02 | 35,584.64 | 44,014.88 |
| 2013 010-558-201 | SOCIAL SECURITY | 3,340.00 | 3,340.00 | 3,220.00 | 2,701.95 83.91 | 2,658.39 | 3,409.61 |
| 2013 010-558-203 | TCDRS/DEATH BENEFITS | 5,110.00 | 5,110.00 | 4,715.00 | 4,362.69 92.53 | 4,198.97 | 5,365.48 |
| 2013 010-558-210 | LONGEVITY | 2,496.00 | 2,496.00 | 2,392.00 | 2,392.00 100.00 | 2,288.00 | 2,184.00 |
| 2013 010-558-345 | GENERAL SUPPLIES | 200.00 | 200.00 | 200.00 | .00 .00 | 200.00 | 196.55 |
| 2013 010-558-354 | FUEL/CAR MAINT | 7,000.00 | 7,000.00 | 7,000.00 | 4,155.42 59.36 | 6,775.84 | 5,196.88 |
| 2013 010-558-427 | REQUIRED EDUCATION | 2,000.00 | 2,000.00 | 2,000.00 | 1,494.48 74.72 | 995.89 | 1,496.60 |
| 2013 010-558-428 | LEOSE-STATE ASSISTED EDUC | | | .00 | .00 .00 | 662.67 | 637.70 |
| 2013 010-558-496 | MISC DEPT EXP | 500.00 | 500.00 | 500.00 | 462.50 92.50 | 500.00 | 500.00 |
| 2013 010-558-580 | CAPITAL/VEHICLE | | | .00 | .00 .00 | .00 | 1,998.45 |
| 2013 010-558-998 | CONSTABLE #4 EXPENDITURES | 61,661.00 | 61,661.00 | 59,542.00 | 51,536.38 86.55 | 53,864.40 | 65,000.15 |
| 2013 010-560- | --SHERIFF'S DEPARTMENT----- | | | .00 | .00 .00 | .00 | .00 |
| 2013 010-560-101 | SALARY - SHERIFF | 57,486.00 | 57,486.00 | 55,986.00 | 51,033.21 91.15 | 55,985.80 | 55,985.80 |
| 2013 010-560-104 | SALARIES - EMPLOYEES/S.O. | 875,974.00 | 875,974.00 | 839,708.00 | 757,369.39 90.19 | 853,105.79 | 858,070.04 |
| 2013 010-560-105 | OVERTIME | 105,700.00 | 105,700.00 | 105,700.00 | 86,216.98 81.57 | 89,140.15 | 98,861.65 |
| 2013 010-560-106 | HOLIDAY TIME | 32,000.00 | 32,000.00 | 32,000.00 | 25,440.55 79.50 | 26,903.05 | 29,738.06 |
| 2013 010-560-150 | CONTRACT LABOR | 3,000.00 | 3,000.00 | 2,000.00 | 1,500.00 75.00 | 1,450.00 | 800.00 |
| 2013 010-560-201 | SOCIAL SECURITY | 83,000.00 | 83,000.00 | 80,330.00 | 68,782.95 85.63 | 75,069.07 | 80,133.90 |
| 2013 010-560-203 | TCDRS/DEATH BENEFITS | 128,000.00 | 128,000.00 | 117,950.00 | 107,008.98 90.72 | 114,640.88 | 125,759.62 |
| 2013 010-560-210 | LONGEVITY | 18,616.00 | 18,616.00 | 16,640.00 | 16,384.00 98.46 | 15,288.00 | 14,976.00 |
| 2013 010-560-348 | UNIFORMS | 3,500.00 | 3,500.00 | 3,500.00 | 1,268.30 36.24 | 3,415.75 | 1,843.42 |
| 2013 010-560-354 | CAR MAINT | 25,000.00 | 25,000.00 | 25,000.00 | 13,230.10 52.92 | 21,187.18 | 23,017.30 |
| 2013 010-560-356 | TIRES | 6,600.00 | 6,600.00 | 6,600.00 | 6,157.72 93.30 | 6,199.80 | 8,899.27 |
| 2013 010-560-358 | OIL & GAS | 150,000.00 | 150,000.00 | 150,000.00 | 111,968.28 74.65 | 126,925.93 | 96,354.23 |
| 2013 010-560-370 | DEPT EXPENSES | 55,100.00 | 55,100.00 | 42,800.00 | 28,596.18 66.81 | 34,452.81 | 58,567.60 |
| 2013 010-560-427 | REQUIRED EDUCATION | 12,000.00 | 12,000.00 | 10,000.00 | 10,348.10 103.48 | 3,756.55 | 6,846.54 |
| 2013 010-560-428 | LEOSE-STATE ASSISTED EDUC | | | 1,240.00 | 1,235.77 99.66 | 2,450.01 | 3,830.32 |
| 2013 010-560-572 | CAPITAL/EQUIPMENT | 12,000.00 | 12,000.00 | 15,000.00 | 12,744.88 84.97 | 14,832.00 | 14,723.00 |
| 2013 010-560-580 | CAPITAL/VEHICLE | 93,375.00 | 93,375.00 | 166,200.00 | 168,938.79 101.65 | 81,025.78 | 96,779.88 |
| 2013 010-560-998 | SHERIFF'S DEPT. EXPENDITURES | 1661,351.00 | 1661,351.00 | 1670,654.00 | 1468,224.18 87.88 | 1525,828.55 | 1575,186.63 |
| 2013 010-562- | ---NARCOTICS UNIT----- | | | .00 | .00 .00 | .00 | .00 |
| 2013 010-562-104 | SALARIES - EMPLOYEES/NU | 91,782.00 | 91,782.00 | 42,641.00 | 38,538.97 90.38 | 41,682.22 | 41,522.52 |
| 2013 010-562-105 | OVERTIME | 11,100.00 | 11,100.00 | 4,000.00 | 5,236.73 130.92 | 3,702.38 | 2,014.14 |
| 2013 010-562-106 | HOLIDAY TIME | 3,350.00 | 3,350.00 | 1,250.00 | 429.07 34.33 | 1,021.35 | 575.67 |
| 2013 010-562-140 | CITY/COUNTY NARCOTICS OFFICE | | | 36,500.00 | .00 .00 | 36,100.00 | 33,816.00 |
| 2013 010-562-201 | SOCIAL SECURITY | 8,200.00 | 8,200.00 | 3,725.00 | 3,216.80 86.36 | 3,320.00 | 3,316.76 |
| 2013 010-562-203 | TCDRS/DEATH BENEFITS | 12,750.00 | 12,750.00 | 5,460.00 | 5,137.73 94.10 | 5,195.32 | 5,170.47 |
| 2013 010-562-210 | LONGEVITY | 832.00 | 832.00 | 728.00 | 728.00 100.00 | 624.00 | 520.00 |
| 2013 010-562-325 | COMPUTER SUPPLIES | 500.00 | 500.00 | 500.00 | 426.94 85.39 | 992.94 | 1,000.00 |
| 2013 010-562-345 | GENERAL SUPPLIES | 750.00 | 750.00 | 750.00 | 103.28 13.77 | 990.19 | 397.32 |
| 2013 010-562-354 | FUEL/CAR MAINT | 6,000.00 | 6,000.00 | 6,000.00 | 3,716.89 61.95 | 4,688.46 | 4,939.42 |
| 2013 010-562-370 | DEPT EXPENSE | 1,500.00 | 1,500.00 | 1,500.00 | 101.45 6.76 | 3,676.50 | 340.26 |
| 2013 010-562-427 | REQUIRED EDUCATION/TRAINING | 1,500.00 | 1,500.00 | 2,000.00 | 1,751.40 87.57 | 510.18 | .00 |
| 2013 010-562-445 | UTILITIES/TAXES/INSURANCE | 3,200.00 | 3,200.00 | 3,000.00 | .00 .00 | 2,969.00 | 2,874.00 |
| 2013 010-562-450 | BLDG REPAIR/RENOVATION | 1,000.00 | 1,000.00 | 1,000.00 | .00 .00 | 993.96 | .00 |
| 2013 010-562-460 | LEASE EXPENSE | 3,720.00 | 3,720.00 | 3,720.00 | .00 .00 | 3,360.00 | 3,360.00 |
| 2013 010-562-498 | DRUG DOG | 2,500.00 | 2,500.00 | 2,500.00 | .00 .00 | 2,500.00 | 5,000.00 |
| 2013 010-562-499 | EVIDENCE/INFORMANT EXP | 5,000.00 | 5,000.00 | 5,000.00 | .00 .00 | 3,465.00 | 1,338.00 |
| 2013 010-562-998 | NARCOTICS UNIT EXPENDITURES | 153,684.00 | 153,684.00 | 120,274.00 | 59,387.26 49.38 | 115,791.50 | 106,184.56 |

| ACCOUNT # | ACCOUNT NAME | REQUESTED 2013 BUDGET | APPROVED 2013 BUDGET | 2012 BUDGET | **** ACTUAL **** 2012 Y-T-D PERCENT | 2011 ACTUAL | 2010 ACTUAL | |
|------------------|------------------------------|--------------------------|-------------------------|-------------|---|-------------|-------------|-------------|
| 2013 010-565- | --JAIL & DETENTION----- | | | .00 | .00 | .00 | .00 | |
| 2013 010-565-104 | SALARIES - EMPLOYEES/LEC | 911,154.00 | 911,154.00 | 842,754.00 | 735,531.46 | 87.28 | 786,234.85 | 823,028.29 |
| 2013 010-565-105 | OVERTIME | 30,000.00 | 30,000.00 | 60,000.00 | 55,233.63 | 92.06 | 42,954.42 | 35,505.46 |
| 2013 010-565-106 | HOLIDAY TIME | 31,500.00 | 31,500.00 | 31,500.00 | 28,455.36 | 90.33 | 26,830.88 | 33,068.94 |
| 2013 010-565-107 | TEMPORARY/PART TIME | 58,000.00 | 58,000.00 | 58,000.00 | 47,059.49 | 81.14 | 73,131.80 | 68,318.04 |
| 2013 010-565-201 | SOCIAL SECURITY | 80,000.00 | 80,000.00 | 77,250.00 | 64,749.57 | 83.82 | 68,638.66 | 73,892.19 |
| 2013 010-565-203 | TCDRS/DEATH BENEFITS | 123,000.00 | 123,000.00 | 113,475.00 | 100,833.19 | 88.86 | 104,755.39 | 112,802.22 |
| 2013 010-565-210 | LONGEVITY | 17,784.00 | 17,784.00 | 17,784.00 | 17,608.00 | 99.01 | 17,368.00 | 15,808.00 |
| 2013 010-565-325 | OFFICE SUPPLIES | 6,500.00 | 6,500.00 | 6,500.00 | 5,311.65 | 81.72 | 5,799.87 | 6,453.56 |
| 2013 010-565-345 | GENERAL SUPPLIES | 3,000.00 | 3,000.00 | 3,000.00 | 1,415.59 | 47.19 | 2,082.73 | 2,296.71 |
| 2013 010-565-348 | UNIFORMS | 3,500.00 | 3,500.00 | 4,000.00 | 1,424.35 | 35.61 | 3,588.27 | 2,958.61 |
| 2013 010-565-352 | JANITORIAL SUPPLIES | 27,000.00 | 27,000.00 | 27,000.00 | 23,958.87 | 88.74 | 26,946.65 | 25,012.47 |
| 2013 010-565-354 | REP/MAINT - L.E.C. | 50,000.00 | 50,000.00 | 48,300.00 | 32,066.16 | 66.39 | 37,065.51 | 40,651.54 |
| 2013 010-565-360 | FOOD | 150,000.00 | 150,000.00 | 150,000.00 | 129,560.64 | 86.37 | 131,075.21 | 136,803.52 |
| 2013 010-565-361 | MEDICAL | 80,000.00 | 80,000.00 | 80,000.00 | 75,737.25 | 94.67 | 72,418.27 | 68,659.49 |
| 2013 010-565-362 | DENTAL | 7,000.00 | 7,000.00 | 7,000.00 | 7,181.00 | 102.59 | 6,737.00 | 2,608.00 |
| 2013 010-565-363 | TRANSPORT | 10,000.00 | 10,000.00 | 10,000.00 | 6,893.80 | 68.94 | 6,363.42 | 9,347.59 |
| 2013 010-565-365 | CLOTHING/BEDDING | 3,500.00 | 3,500.00 | 3,500.00 | 2,746.95 | 78.48 | 3,634.80 | 2,258.25 |
| 2013 010-565-369 | SUNDRIES | | | .00 | .00 | .00 | .00 | .00 |
| 2013 010-565-370 | DEPT EXPENSES | 2,500.00 | 2,500.00 | 2,500.00 | 2,352.83 | 94.11 | 2,437.32 | 1,553.56 |
| 2013 010-565-427 | REQUIRED EDUCATION | 5,000.00 | 5,000.00 | 5,000.00 | 2,392.84 | 47.86 | 2,342.60 | 2,264.83 |
| 2013 010-565-572 | MACH/EQUIP - MINOR PURCHASE | 5,000.00 | 5,000.00 | 800.00 | 796.09 | 99.51 | .00 | .00 |
| 2013 010-565-585 | CAPITAL MACH/EQUIP | 15,000.00 | 15,000.00 | 30,900.00 | 30,864.96 | 99.89 | 53,310.00 | 10,959.20 |
| 2013 010-565-998 | JAIL & DETENTION EXPENDITURE | 1619,438.00 | 1619,438.00 | 1579,263.00 | 1372,173.68 | 86.89 | 1473,715.65 | 1474,250.47 |
| 2013 010-566- | ---CONTRACT INMATE PROGRAM-- | | | .00 | .00 | .00 | .00 | .00 |
| 2013 010-566-104 | SALARIES - DETENTION OFF | 175,764.00 | 175,764.00 | 160,972.00 | 146,379.77 | 90.93 | 155,958.16 | 146,443.76 |
| 2013 010-566-105 | OVERTIME | 4,000.00 | 4,000.00 | 10,500.00 | 7,730.47 | 73.62 | 4,018.59 | 2,247.27 |
| 2013 010-566-106 | HOLIDAY TIME | 6,500.00 | 6,500.00 | 6,500.00 | 5,812.48 | 89.42 | 4,590.49 | 5,538.73 |
| 2013 010-566-107 | TEMPORARY/PART TIME | | | .00 | .00 | .00 | .00 | .00 |
| 2013 010-566-201 | SOCIAL SECURITY | 14,450.00 | 14,450.00 | 13,800.00 | 11,546.49 | 83.67 | 11,793.55 | 11,780.60 |
| 2013 010-566-203 | TCDRS/DEATH BENEFITS | 22,250.00 | 22,250.00 | 20,250.00 | 18,521.75 | 91.47 | 18,327.90 | 18,103.59 |
| 2013 010-566-210 | LONGEVITY | 2,808.00 | 2,808.00 | 2,288.00 | 2,280.00 | 99.65 | 1,560.00 | 1,560.00 |
| 2013 010-566-330 | OFFICE SUPPLIES | | | .00 | .00 | .00 | .00 | .00 |
| 2013 010-566-345 | GENERAL SUPPLIES | | | .00 | .00 | .00 | .00 | .00 |
| 2013 010-566-346 | PHOTOGRAPHY EXPENSES | | | .00 | .00 | .00 | .00 | .00 |
| 2013 010-566-348 | UNIFORMS | 500.00 | 500.00 | 500.00 | .00 | .00 | 128.48 | .00 |
| 2013 010-566-352 | REP/MAIN | | | .00 | .00 | .00 | .00 | .00 |
| 2013 010-566-360 | FOOD | | | .00 | .00 | .00 | .00 | 377.50 |
| 2013 010-566-361 | MEDICAL | | | .00 | .00 | .00 | .00 | .00 |
| 2013 010-566-362 | DENTAL | | | .00 | .00 | .00 | .00 | .00 |
| 2013 010-566-363 | TRANSPORT | | | .00 | .00 | .00 | .00 | .00 |
| 2013 010-566-365 | CLOTHING/BEDDING | | | .00 | .00 | .00 | 500.00 | .00 |
| 2013 010-566-427 | REQUIRED EDUCATION/TRAINING | | | .00 | .00 | .00 | .00 | .00 |
| 2013 010-566-572 | MACH/EQUIP - MINOR PURCHASE | | | .00 | .00 | .00 | .00 | .00 |
| 2013 010-566-585 | CAPITAL MACH/EQUIP | | | .00 | .00 | .00 | .00 | .00 |
| 2013 010-566-998 | CONTRACT INMATE PROG-EXPENDI | 226,272.00 | 226,272.00 | 214,810.00 | 192,270.96 | 89.51 | 196,877.17 | 186,051.45 |
| 2013 010-570- | --JUVENILE PROBATION----- | | | .00 | .00 | .00 | .00 | .00 |
| 2013 010-570-101 | SALARY - JUV PROB | | | .00 | 2,033.05 | .00 | .00 | .00 |
| 2013 010-570-104 | SALARIES - EMPLOYEES/JUV PRO | | | .00 | 3,436.01 | .00 | .00 | .00 |
| 2013 010-570-201 | SOC SEC | | | .00 | 400.28 | .00 | .00 | .00 |
| 2013 010-570-203 | TCDRS | | | .00 | 620.17 | .00 | .00 | .00 |
| 2013 010-570-210 | LONGEVITY | | | .00 | 24.00 | .00 | .00 | .00 |
| 2013 010-570-998 | JUV PROB (PAYROLL CLEARING) | | | .00 | 6,513.51 | .00 | .00 | .00 |
| 2013 010-575- | --ADULT PROBATION----- | | | .00 | .00 | .00 | .00 | .00 |

| ACCOUNT # | ACCOUNT NAME | REQUESTED 2013 BUDGET | APPROVED 2013 BUDGET | 2012 BUDGET | **** ACTUAL **** 2012 Y-T-D PERCENT | 2011 ACTUAL | 2010 ACTUAL |
|------------------|------------------------------|--------------------------|-------------------------|-------------|---|-------------|-------------|
| 2013 010-575-101 | SALARY - ADULT PROBATION | | | .00 | 2,392.00 .00 | .00 | .00 |
| 2013 010-575-104 | SALARIES - EMPLOYEES/ADLT PR | | | .00 | 14,501.96 .00 | .00 | .00 |
| 2013 010-575-201 | SOC SEC | | | .00 | 1,294.83 .00 | .00 | .00 |
| 2013 010-575-203 | TCDRS | | | .00 | 1,910.94 .00 | .00 | .00 |
| 2013 010-575-210 | LONGEVITY | | | .00 | 32.00 .00 | .00 | .00 |
| 2013 010-575-998 | ADULT PROB (PAYROLL CLEARING | | | .00 | 20,131.73 .00 | .00 | .00 |
| 2013 010-630- | --HEALTH OFFICER----- | | | .00 | .00 .00 | .00 | .00 |
| 2013 010-630-104 | SALARY - HEALTH OFFICER | 10,000.00 | 10,000.00 | 10,000.00 | 10,000.00 100.00 | 10,000.00 | 10,000.00 |
| 2013 010-630-346 | EXPENSES - HEALTH OFFICER | | | .00 | .00 .00 | .00 | .00 |
| 2013 010-630-998 | HEALTH OFFICER - EXPENDITURE | 10,000.00 | 10,000.00 | 10,000.00 | 10,000.00 100.00 | 10,000.00 | 10,000.00 |
| 2013 010-690- | --GENERAL OPERATIONS----- | | | .00 | .00 .00 | .00 | .00 |
| 2013 010-690-201 | SOCIAL SECURITY | 3,500.00 | 3,500.00 | 3,300.00 | 2,781.47 84.29 | 3,498.91 | 3,635.19 |
| 2013 010-690-203 | TCDRS/DEATH BENEFITS | 5,000.00 | 5,000.00 | 4,700.00 | 4,231.59 90.03 | 204,973.20 | 205,072.13 |
| 2013 010-690-250 | RETIREE INSURANCE | 80,000.00 | 80,000.00 | 77,500.00 | 75,397.92 97.29 | 73,898.76 | 83,444.96 |
| 2013 010-690-251 | GROUP HEALTH INS | 1385,000.00 | 1385,000.00 | 1290,000.00 | 1293,595.97 100.28 | 1322,240.34 | 1322,987.43 |
| 2013 010-690-252 | LIABILITY INS | 175,000.00 | 175,000.00 | 175,000.00 | 151,841.60 86.77 | 157,149.01 | 154,675.21 |
| 2013 010-690-253 | BONDS | 7,500.00 | 7,500.00 | 2,500.00 | 784.50 31.38 | 6,945.38 | 1,361.50 |
| 2013 010-690-255 | TAC-UNEMPL INS | 30,000.00 | 30,000.00 | 30,000.00 | 26,212.43 87.37 | 21,444.79 | 43,095.68 |
| 2013 010-690-256 | TAC-WORKERS COMP INS | 80,000.00 | 80,000.00 | 75,000.00 | 47,935.30 63.91 | 62,831.58 | 70,256.24 |
| 2013 010-690-257 | COBRA/RETIREE INSURANCE | 8,000.00 | 8,000.00 | 7,500.00 | 6,704.16 89.39 | 5,979.36 | 4,242.48 |
| 2013 010-690-310 | STATIONERY/PRINTING | 3,500.00 | 3,500.00 | 4,000.00 | 1,221.07 30.53 | 911.43 | 1,535.03 |
| 2013 010-690-311 | POSTAGE | 40,000.00 | 40,000.00 | 45,000.00 | 39,750.87 88.34 | 40,066.67 | 50,801.25 |
| 2013 010-690-380 | COUNTY-WIDE CLEAN-UP | 13,000.00 | 13,000.00 | 13,000.00 | 10,564.86 81.27 | 10,561.72 | .00 |
| 2013 010-690-391 | TDH BLOODBORNE PATHOGENS PRO | | | .00 | .00 .00 | .00 | .00 |
| 2013 010-690-400 | LEGAL EXPENSES/LITIGATION | 15,000.00 | 15,000.00 | 15,000.00 | 5,463.00 36.42 | 36,091.11 | 105.00 |
| 2013 010-690-401 | AUDIT | 37,000.00 | 37,000.00 | 32,000.00 | 31,800.00 99.38 | 31,800.00 | 31,800.00 |
| 2013 010-690-402 | GASB 45 ACTUARIAL STUDY | | | .00 | .00 .00 | 8,030.00 | .00 |
| 2013 010-690-409 | JUVENILE BOARD SUPPLEMENT | 21,000.00 | 21,000.00 | 21,000.00 | 19,250.00 91.67 | 21,000.00 | 21,000.00 |
| 2013 010-690-410 | JUVENILE PROBATION - MATCH | 75,000.00 | 75,000.00 | 75,000.00 | 75,000.00 100.00 | 70,000.00 | 80,000.00 |
| 2013 010-690-416 | AUTOPSIES | 65,000.00 | 65,000.00 | 70,000.00 | 53,185.00 75.98 | 56,325.00 | 62,415.00 |
| 2013 010-690-425 | ELECTION EXPENSES | | | .00 | .00 .00 | 23,323.86 | 42,314.70 |
| 2013 010-690-430 | ADVERTISING | 8,000.00 | 8,000.00 | 9,000.00 | 3,179.30 35.33 | 9,903.05 | 6,520.90 |
| 2013 010-690-441 | ELECTRIC | 180,000.00 | 180,000.00 | 175,000.00 | 140,385.89 80.22 | 187,571.52 | 172,158.69 |
| 2013 010-690-442 | GAS | 30,000.00 | 30,000.00 | 30,000.00 | 22,174.64 73.92 | 25,016.54 | 29,184.63 |
| 2013 010-690-443 | WATER | 40,000.00 | 40,000.00 | 40,000.00 | 36,796.96 91.99 | 38,515.01 | 37,397.40 |
| 2013 010-690-444 | TELEPHONE | 100,000.00 | 100,000.00 | 95,000.00 | 81,504.59 85.79 | 96,096.63 | 90,779.94 |
| 2013 010-690-452 | MAINT/CONTRACTS | 165,000.00 | 165,000.00 | 178,350.00 | 174,217.45 97.68 | 163,580.68 | 145,066.26 |
| 2013 010-690-460 | RENT | 7,200.00 | 7,200.00 | 7,600.00 | 6,481.00 85.28 | 7,099.00 | 7,049.00 |
| 2013 010-690-470 | LOCAL LIBRARY ASSISTANCE | 32,500.00 | 32,500.00 | 30,000.00 | 30,000.00 100.00 | 30,000.00 | 30,000.00 |
| 2013 010-690-472 | CHILDREN'S ADVOCACY PROGRAM | 8,000.00 | 8,000.00 | 8,000.00 | 7,955.67 99.45 | 9,772.00 | 5,245.76 |
| 2013 010-690-475 | AREA GROWTH COUNCIL | 20,000.00 | 20,000.00 | 15,000.00 | 15,000.00 100.00 | 20,000.00 | 25,000.00 |
| 2013 010-690-480 | TRAPPER PROGRAM | 31,500.00 | 31,500.00 | 28,800.00 | 24,000.00 83.33 | 28,200.00 | 26,400.00 |
| 2013 010-690-482 | APPRAISAL DISTRICT | 190,000.00 | 190,000.00 | 190,000.00 | 169,235.67 89.07 | 182,676.91 | 201,673.34 |
| 2013 010-690-483 | POLLARD CREEK PROJECT | | | .00 | .00 .00 | .00 | 212.28 |
| 2013 010-690-484 | PPC SOIL & WATER CONSERV | 4,000.00 | 4,000.00 | 4,000.00 | 4,000.00 100.00 | 4,000.00 | 4,000.00 |
| 2013 010-690-485 | PPC HISTORICAL COMM | 500.00 | 500.00 | 500.00 | 500.00 100.00 | .00 | .00 |
| 2013 010-690-486 | DUNBAR NEIGHBORHOOD COUNCIL | 2,000.00 | 2,000.00 | 2,000.00 | 867.33 43.37 | 2,000.00 | 2,000.00 |
| 2013 010-690-487 | CROSS TIMBERS SR CITIZENS TA | 15,000.00 | 15,000.00 | 15,000.00 | 15,000.00 100.00 | 15,000.00 | 15,000.00 |
| 2013 010-690-488 | MEALS ON WHEELS | 5,200.00 | 5,200.00 | 5,100.00 | 5,100.00 100.00 | 5,000.00 | 5,000.00 |
| 2013 010-690-489 | PECAN VALLEY MH/MR | 11,000.00 | 11,000.00 | 11,000.00 | 10,083.37 91.67 | 11,000.00 | 11,000.00 |
| 2013 010-690-490 | PK SENIOR CITIZENS | 5,000.00 | 5,000.00 | 5,000.00 | 5,000.00 100.00 | 5,000.00 | 5,000.00 |
| 2013 010-690-491 | CONSULTING ENGINEER | 12,500.00 | 12,500.00 | 12,500.00 | 9,500.00 76.00 | 11,400.00 | 11,400.00 |
| 2013 010-690-496 | MISCELLANEOUS | 25,000.00 | 25,000.00 | 25,000.00 | 22,121.54 88.49 | 24,831.47 | 29,368.47 |
| 2013 010-690-510 | LAND ACQUISITION | 14,000.00 | 14,000.00 | 14,000.00 | .00 .00 | .00 | .00 |
| 2013 010-690-520 | LOCAL ANIMAL SHELTERS | 52,500.00 | 52,500.00 | 50,000.00 | 50,000.00 100.00 | 57,955.72 | 67,780.84 |

| ACCOUNT # | ACCOUNT NAME | REQUESTED 2013 BUDGET | APPROVED 2013 BUDGET | 2012 BUDGET | **** ACTUAL **** | | 2011 ACTUAL | 2010 ACTUAL |
|------------------|------------------------------|--------------------------|-------------------------|--------------|------------------|---------|--------------|--------------|
| | | | | | 2012 Y-T-D | PERCENT | | |
| 2013 010-690-580 | CAPITAL/COMPUTER | 20,000.00 | 20,000.00 | 61,500.00 | 49,115.96 | 79.86 | 19,158.28 | 15,506.21 |
| 2013 010-690-585 | SOFTWARE DEVELOPMENT | | | .00 | .00 | .00 | .00 | .00 |
| 2013 010-690-587 | CAPITAL - EQUIPMENT | 25,000.00 | 25,000.00 | 23,000.00 | 8,507.00 | 36.99 | 3,405.86 | 7,957.00 |
| 2013 010-690-588 | EMERGENCY NOTIFICATION SYSTE | | | .00 | .00 | .00 | .00 | .00 |
| 2013 010-690-589 | TEXAS VINE GRANT PROJECT | 18,300.00 | 18,300.00 | 18,300.00 | 18,283.00 | 99.91 | 18,283.00 | 17,925.00 |
| 2013 010-690-600 | CONTINGENCY | 50,000.00 | 50,000.00 | 40,650.00 | .00 | .00 | .00 | .00 |
| 2013 010-690-610 | CONTINGENCY - FUEL | 20,000.00 | 20,000.00 | 25,000.00 | .00 | .00 | .00 | .00 |
| 2013 010-690-615 | CONTINGENCY - HVAC JAIL | 80,000.00 | 80,000.00 | 81,650.00 | .00 | .00 | N/A | N/A |
| 2013 010-690-620 | CONTINGENCY- MURDER TRIALS | | | .00 | .00 | .00 | .00 | .00 |
| 2013 010-690-690 | CAPITAL LEASE/PRINC | | | .00 | .00 | .00 | .00 | .00 |
| 2013 010-690-691 | CAPITAL LEASE/INTEREST | | | .00 | .00 | .00 | .00 | .00 |
| 2013 010-690-692 | LEASE EXPENSE | 9,400.00 | 9,400.00 | 9,400.00 | 7,002.00 | 74.49 | 9,336.00 | 10,191.00 |
| 2013 010-690-998 | GENERAL OPER. EXPENDITURES | 3225,100.00 | 3225,100.00 | 3150,850.00 | 2761,731.11 | 87.65 | 3141,872.79 | 3157,558.52 |
| 2013 010-700- | --TRANSFERS----- | | | .00 | .00 | .00 | .00 | .00 |
| 2013 010-700-000 | TRANSFERS IN | | | .00 | .00 | .00 | .00 | .00 |
| 2013 010-700-100 | TRANSFERS OUT | | | .00 | .00 | .00 | .00 | .00 |
| 2013 010-700-998 | TOTAL TRANSFERS | | | .00 | .00 | .00 | .00 | .00 |
| 2013 010-999-999 | TOTAL EXPENDITURES ***** | 10927,121.00 | 10927,121.00 | 10600,807.00 | 9227,915.59 | 87.05 | 10059,357.68 | 10357,277.43 |

| ACCOUNT # | ACCOUNT NAME | REQUESTED 2013 BUDGET | APPROVED 2013 BUDGET | 2012 BUDGET | **** ACTUAL **** | | 2011 ACTUAL | 2010 ACTUAL |
|------------------|------------------------------|--------------------------|-------------------------|-------------|------------------|---------|-------------|-------------|
| | | | | | 2012 Y-T-D | PERCENT | | |
| 2013 011-310-110 | TAXES - PRCT #1 | 299,400.00 | 299,400.00 | 300,300.00- | 287,785.73 | 95.83 | 209,347.53 | 199,914.21 |
| 2013 011-320-100 | VEH REG - PRCT #1 | 75,300.00 | 75,300.00 | 79,000.00- | 80,008.74 | 101.28 | 57,194.01 | 57,911.29 |
| 2013 011-321-100 | LT/RD - PRCT #1 | 5,100.00 | 5,100.00 | 5,340.00- | 5,341.78 | 100.03 | 3,760.18 | 3,764.01 |
| 2013 011-322-100 | \$10 LIC FEE - PRCT #1 | 63,300.00 | 63,300.00 | 65,500.00- | 55,697.32 | 85.03 | 46,234.06 | 46,465.57 |
| 2013 011-322-200 | TXDOT/WEIGHT FEE - PRCT #1 | 6,150.00 | 6,150.00 | 6,900.00- | 3,480.48 | 50.44 | 4,256.33 | 7,484.63 |
| 2013 011-323-100 | INT INCOME - PRCT #1 | 1,500.00 | 1,500.00 | 1,000.00- | 1,822.97 | 182.30 | 803.78 | 778.21 |
| 2013 011-324-100 | OTHER INCOME - PRCT #1 | | | .00 | .00 | .00 | .00 | 1,759.98 |
| 2013 011-395-100 | TRANSFERS IN | | | .00 | .00 | .00 | .00 | .00 |
| 2013 011-399-999 | TOTAL REVENUE - R & B #1 | 450,750.00 | 450,750.00 | 458,040.00- | 434,137.02 | 94.78 | 321,595.89 | 318,077.90 |
| 2013 011-621- | --ROAD & BRIDGE/PRCT #1----- | | | .00 | .00 | .00 | .00 | .00 |
| 2013 011-621-101 | SALARY - PRCT #1 | 52,476.00 | 52,476.00 | 50,976.00 | 46,466.46 | 91.15 | 50,975.86 | 50,975.86 |
| 2013 011-621-104 | SALARIES - EMPLOYEES/PRCT #1 | 173,880.00 | 173,880.00 | 167,346.00 | 129,775.37 | 77.55 | 121,926.06 | 121,985.77 |
| 2013 011-621-201 | SOC SEC | 17,700.00 | 17,700.00 | 17,100.00 | 13,498.62 | 78.94 | 13,046.66 | 13,567.08 |
| 2013 011-621-203 | TCDRS/DEATH BENEFITS | 26,860.00 | 26,860.00 | 24,870.00 | 20,487.52 | 82.38 | 19,314.80 | 20,212.95 |
| 2013 011-621-210 | LONGEVITY | 3,120.00 | 3,120.00 | 3,016.00 | 3,016.00 | 100.00 | 2,392.00 | 1,924.00 |
| 2013 011-621-335 | ROAD MATERIALS - PRCT #1 | 110,000.00 | 110,000.00 | 91,000.00 | 50,603.09 | 55.61 | 88,386.33 | 46,746.54 |
| 2013 011-621-345 | SUPPLIES - PRCT #1 | 9,000.00 | 9,000.00 | 10,800.00 | 8,234.85 | 76.25 | 5,436.82 | 3,368.95 |
| 2013 011-621-351 | REP/MAINT - PRCT #1 | 45,000.00 | 45,000.00 | 43,000.00 | 36,234.20 | 84.27 | 11,185.76 | 13,709.92 |
| 2013 011-621-358 | FUEL - PRCT #1 | 35,000.00 | 35,000.00 | 42,000.00 | 33,007.76 | 78.59 | 26,638.96 | 24,833.83 |
| 2013 011-621-380 | COUNTY-WIDE CLEANUP-PRCT #1 | | | .00 | .00 | .00 | .00 | 2,909.64 |
| 2013 011-621-400 | LEGAL EXPENSES | | | .00 | .00 | .00 | .00 | .00 |
| 2013 011-621-405 | DOT COMPLIANCE | 600.00 | 600.00 | 450.00 | 414.51 | 92.11 | 295.20 | 212.96 |
| 2013 011-621-427 | REQUIRED EDUCATION | 2,500.00 | 2,500.00 | 1,200.00 | 200.00 | 16.67 | 2,500.00 | 2,410.34 |
| 2013 011-621-560 | BRIDGE PROGRAM - PRCT #1 | | | .00 | .00 | .00 | .00 | .00 |
| 2013 011-621-570 | CAPITAL EXP - PRCT #1 | 90,000.00 | 90,000.00 | 61,200.00 | 55,323.85 | 90.40 | 25,125.00 | .00 |
| 2013 011-621-998 | R & B #1 - EXPENDITURES | 566,136.00 | 566,136.00 | 512,958.00 | 397,262.23 | 77.45 | 367,223.45 | 302,857.84 |
| 2013 011-700-100 | TRANSFERS OUT | | | .00 | .00 | .00 | .00 | .00 |
| 2013 011-999-999 | TOTAL EXPENDITURES - R & B # | 566,136.00 | 566,136.00 | 512,958.00 | 397,262.23 | 77.45 | 367,223.45 | 302,857.84 |

| ACCOUNT # | ACCOUNT NAME | REQUESTED 2013 BUDGET | APPROVED 2013 BUDGET | 2012 BUDGET | **** ACTUAL **** 2012 Y-T-D PERCENT | 2011 ACTUAL | 2010 ACTUAL |
|------------------|------------------------------|--------------------------|-------------------------|-------------|---|-------------|-------------|
| 2013 012-310-110 | TAXES - PRCT #2 | 391,200.00 | 391,200.00 | 379,500.00- | 364,899.36 96.15 | 334,571.46 | 317,279.00 |
| 2013 012-320-100 | VEH REG - PRCT #2 | 98,500.00 | 98,500.00 | 100,000.00- | 101,109.95 101.11 | 103,664.10 | 104,964.21 |
| 2013 012-321-100 | LT/RD - PRCT #2 | 6,700.00 | 6,700.00 | 6,760.00- | 6,750.59 99.86 | 6,815.33 | 6,822.26 |
| 2013 012-322-100 | \$10 LIC FEE - PRCT #2 | 82,800.00 | 82,800.00 | 82,800.00- | 70,386.75 85.01 | 83,799.23 | 84,218.97 |
| 2013 012-322-200 | TXDOT/WEIGHT FEE PRCT #2 | 8,050.00 | 8,050.00 | 8,700.00- | 4,398.41 50.56 | 7,714.60 | 13,565.89 |
| 2013 012-323-100 | INT INCOME - PRCT #2 | 3,000.00 | 3,000.00 | 1,000.00- | 3,346.07 334.61 | 787.39 | 936.82 |
| 2013 012-324-100 | OTHER INCOME - PRCT #2 | | | .00 | .00 .00 | 12,000.00 | 11,363.00 |
| 2013 012-339-200 | INTERGOVERNMENT REV(BRA) | | | 348,560.00- | 348,560.00 100.00 | N/A | N/A |
| 2013 012-399-999 | TOTAL REVENUE - R & B #2 | 590,250.00 | 590,250.00 | 927,320.00- | 899,451.13 96.99 | 549,352.11 | 539,150.15 |
| 2013 012-622- | --ROAD & BRIDGE/PRCT #2 | | | .00 | .00 .00 | .00 | .00 |
| 2013 012-622-101 | SALARY - PRCT #2 | 52,476.00 | 52,476.00 | 50,976.00 | 46,466.46 91.15 | 50,975.86 | 50,975.86 |
| 2013 012-622-104 | SALARIES - EMPLOYEES/PRCT #2 | 191,499.00 | 191,499.00 | 183,335.00 | 123,451.60 67.34 | 159,923.44 | 169,541.84 |
| 2013 012-622-150 | CONTRACT LABOR | 5,000.00 | 5,000.00 | 5,000.00 | .00 .00 | N/A | N/A |
| 2013 012-622-201 | SOC SEC | 19,200.00 | 19,200.00 | 18,375.00 | 12,944.01 70.44 | 15,807.74 | 17,092.43 |
| 2013 012-622-203 | TCDRS/DEATH BENEFITS | 29,100.00 | 29,100.00 | 26,750.00 | 19,820.36 74.09 | 23,814.00 | 25,907.75 |
| 2013 012-622-210 | LONGEVITY | 4,264.00 | 4,264.00 | 3,744.00 | 3,384.00 90.38 | 3,952.00 | 3,328.00 |
| 2013 012-622-335 | ROAD MATERIALS - PRCT #2 | 185,000.00 | 185,000.00 | 185,000.00 | 103,419.48 55.90 | 130,311.79 | 197,146.12 |
| 2013 012-622-345 | SUPPLIES - PRCT #2 | 20,000.00 | 20,000.00 | 20,000.00 | 18,636.24 93.18 | 13,225.49 | 14,978.47 |
| 2013 012-622-351 | REP/MAINT - PRCT #2 | 45,000.00 | 45,000.00 | 45,000.00 | 26,381.51 58.63 | 41,663.90 | 38,115.93 |
| 2013 012-622-358 | FUEL - PRCT #2 | 60,000.00 | 60,000.00 | 65,000.00 | 42,508.52 65.40 | 58,788.31 | 44,249.46 |
| 2013 012-622-380 | COUNTY-WIDE CLEANUP-PRCT #2 | | | .00 | .00 .00 | .00 | 3,743.64 |
| 2013 012-622-400 | LEGAL EXPENSES | | | .00 | .00 .00 | .00 | .00 |
| 2013 012-622-405 | DOT COMPLIANCE | 600.00 | 600.00 | 450.00 | 373.45 82.99 | 535.05 | 385.99 |
| 2013 012-622-427 | REQUIRED EDUCATION | 1,500.00 | 1,500.00 | 6,000.00 | 615.30 10.26 | 3,802.24 | 3,586.24 |
| 2013 012-622-560 | BRIDGE PROGRAM - PRCT #2 | 70,000.00 | 70,000.00 | 70,000.00 | .00 .00 | 7,187.44 | 472.60 |
| 2013 012-622-570 | CAPITAL EXP - PRCT #2 | 100,000.00 | 100,000.00 | 200,000.00 | 12,500.00 6.25 | 14,573.00 | 77,479.00 |
| 2013 012-622-690 | CAPITAL LEASE/PRINCIPAL | | | 25,750.00 | 25,602.17 99.43 | 47,680.60 | 45,402.31 |
| 2013 012-622-691 | CAPITAL LEASE/INTEREST | | | 1,250.00 | 1,241.70 99.34 | 3,634.49 | 5,912.78 |
| 2013 012-622-998 | R & B #2 - EXPENDITURES | 783,639.00 | 783,639.00 | 906,630.00 | 437,344.80 48.24 | 575,875.35 | 698,318.42 |
| 2013 012-700-100 | TRANSFERS OUT | | | .00 | .00 .00 | .00 | .00 |
| 2013 012-999-999 | TOTAL EXPENDITURES - R & B # | 783,639.00 | 783,639.00 | 906,630.00 | 437,344.80 48.24 | 575,875.35 | 698,318.42 |

| ACCOUNT # | ACCOUNT NAME | REQUESTED 2013 BUDGET | APPROVED 2013 BUDGET | 2012 BUDGET | **** ACTUAL **** 2012 Y-T-D PERCENT | 2011 ACTUAL | 2010 ACTUAL |
|------------------|------------------------------|--------------------------|-------------------------|-------------|---|-------------|-------------|
| 2013 013-310-110 | TAXES - PRCT #3 | 330,000.00 | 330,000.00 | 310,200.00- | 298,265.55 96.15 | 281,643.65 | 271,169.09 |
| 2013 013-320-100 | VEH REG - PRCT #3 | 83,000.00 | 83,000.00 | 82,000.00- | 82,646.37 100.79 | 85,790.96 | 86,866.91 |
| 2013 013-321-100 | LT/RD - PRCT #3 | 5,650.00 | 5,650.00 | 5,520.00- | 5,517.88 99.96 | 5,640.28 | 5,646.01 |
| 2013 013-322-100 | \$10 LIC FEE - PRCT #3 | 69,700.00 | 69,700.00 | 67,675.00- | 57,533.53 85.01 | 69,351.12 | 69,698.47 |
| 2013 013-322-200 | TXDOT/WEIGHT FEE PRCT #3 | 6,780.00 | 6,780.00 | 7,125.00- | 3,595.22 50.46 | 6,384.49 | 11,226.94 |
| 2013 013-323-100 | INT INCOME | 3,000.00 | 3,000.00 | 1,000.00- | 3,067.69 306.77 | 938.31 | 965.63 |
| 2013 013-324-100 | OTHER INCOME | | | 1,256.00- | 23,335.00 857.88 | 5,171.06 | 8,838.04 |
| 2013 013-339-200 | INTERGOVERNMENTAL REV(BRA) | | | 51,440.00- | 51,440.00 100.00 | N/A | N/A |
| 2013 013-399-999 | TOTAL REVENUE - R & B #3 | 498,130.00 | 498,130.00 | 526,216.00- | 525,401.24 99.85 | 454,919.87 | 454,411.09 |
| 2013 013-623- | --ROAD & BRIDGE/PRCT #3----- | | | .00 | .00 .00 | .00 | .00 |
| 2013 013-623-101 | SALARY - PRCT #3 | 52,476.00 | 52,476.00 | 50,976.00 | 46,466.46 91.15 | 50,975.86 | 50,975.86 |
| 2013 013-623-104 | SALARIES - EMPLOYEES/PRCT #3 | 161,880.00 | 161,880.00 | 155,346.00 | 115,018.80 74.04 | 127,556.04 | 139,577.67 |
| 2013 013-623-201 | SOC SEC | 16,800.00 | 16,800.00 | 16,200.00 | 12,545.94 77.44 | 13,733.50 | 15,181.65 |
| 2013 013-623-203 | TCORS/DEATH BENEFITS | 25,500.00 | 25,500.00 | 23,550.00 | 18,802.34 79.84 | 20,192.67 | 22,441.99 |
| 2013 013-623-210 | LONGEVITY | 3,536.00 | 3,536.00 | 3,224.00 | 2,992.00 92.80 | 3,432.00 | 2,860.00 |
| 2013 013-623-335 | ROAD MATERIALS - PRCT #3 | 125,000.00 | 125,000.00 | 100,000.00 | 53,706.02 53.71 | 81,580.93 | 115,318.35 |
| 2013 013-623-345 | SUPPLIES - PRCT #3 | 18,000.00 | 18,000.00 | 23,000.00 | 18,017.37 78.34 | 15,163.76 | 9,869.48 |
| 2013 013-623-351 | REP/MAINT - PRCT #3 | 30,000.00 | 30,000.00 | 23,000.00 | 21,668.21 94.21 | 35,821.02 | 27,486.98 |
| 2013 013-623-358 | FUEL - PRCT #3 | 65,000.00 | 65,000.00 | 65,000.00 | 47,593.02 73.22 | 50,367.88 | 42,916.59 |
| 2013 013-623-380 | COUNTY-WIDE CLEANUP-PRCT #3 | | | .00 | .00 .00 | .00 | 1,772.04 |
| 2013 013-623-400 | LEGAL EXPENSES | | | .00 | .00 .00 | 5,000.00 | .00 |
| 2013 013-623-405 | DOT COMPLIANCE | 500.00 | 500.00 | 375.00 | 305.29 81.41 | 442.80 | 419.44 |
| 2013 013-623-427 | REQUIRED EDUCATION | 1,500.00 | 1,500.00 | 1,500.00 | 965.07 64.34 | 1,327.20 | 1,569.75 |
| 2013 013-623-560 | BRIDGE PROGRAM - PRCT #3 | 100,000.00 | 100,000.00 | 65,000.00 | .00 .00 | .00 | 1,538.29 |
| 2013 013-623-570 | CAPITAL EXP - PRCT #3 | 100,000.00 | 100,000.00 | 61,256.00 | 49,283.82 80.46 | 22,697.41 | 74,725.00 |
| 2013 013-623-690 | CAPITAL LEASE/PRINCIPAL | | | .00 | .00 .00 | 23,263.67 | 22,114.80 |
| 2013 013-623-691 | CAPITAL LEASE/INTEREST | | | .00 | .00 .00 | 1,208.55 | 2,357.41 |
| 2013 013-623-998 | R & B #3 - EXPENDITURES | 700,192.00 | 700,192.00 | 588,427.00 | 387,364.34 65.83 | 452,763.29 | 531,125.30 |
| 2013 013-700-100 | TRANSFERS OUT | | | .00 | .00 .00 | 4,000.00 | .00 |
| 2013 013-999-999 | TOTAL EXPENDITURES - R & B # | 700,192.00 | 700,192.00 | 588,427.00 | 387,364.34 65.83 | 456,763.29 | 531,125.30 |

| ACCOUNT # | ACCOUNT NAME | REQUESTED 2013 BUDGET | APPROVED 2013 BUDGET | 2012 BUDGET | **** ACTUAL **** 2012 Y-T-D PERCENT | 2011 ACTUAL | 2010 ACTUAL |
|------------------|------------------------------|--------------------------|-------------------------|-------------|---|-------------|-------------|
| 2013 014-310-110 | TAXES - PRCT #4 | 340,200.00 | 340,200.00 | 330,000.00- | 317,303.83 96.15 | 357,191.90 | 341,096.52 |
| 2013 014-320-100 | VEH REG - PRCT #4 | 85,500.00 | 85,500.00 | 87,000.00- | 87,921.71 101.06 | 110,813.34 | 112,203.14 |
| 2013 014-321-100 | LT/RD - PRCT #4 | 5,850.00 | 5,850.00 | 5,875.00- | 5,870.08 99.92 | 7,285.36 | 7,292.76 |
| 2013 014-322-100 | \$10 LIC FEE - PRCT #4 | 72,000.00 | 72,000.00 | 72,000.00- | 61,205.65 85.01 | 89,578.59 | 90,027.09 |
| 2013 014-322-200 | TXDOT/WEIGHT FEE - PRCT #4 | 7,000.00 | 7,000.00 | 7,175.00- | 3,824.71 53.31 | 8,246.63 | 14,501.44 |
| 2013 014-323-100 | INT INCOME - PRCT #4 | 1,000.00 | 1,000.00 | 1,500.00- | 1,122.19 74.81 | 1,265.47 | 974.15 |
| 2013 014-324-100 | OTHER INCOME - PRCT #4 | | | 25,000.00- | 25,000.00 100.00 | 13,500.00 | 4,327.69 |
| 2013 014-399-999 | TOTAL REVENUE - R & B #4 | 511,550.00 | 511,550.00 | 528,550.00- | 502,248.17 95.02 | 587,881.29 | 570,422.79 |
| 2013 014-624- | --ROAD & BRIDGE/PRCT #4----- | | | .00 | .00 .00 | .00 | .00 |
| 2013 014-624-101 | SALARY - PRCT #4 | 52,476.00 | 52,476.00 | 50,976.00 | 46,466.46 91.15 | 50,975.86 | 50,975.86 |
| 2013 014-624-104 | SALARIES - EMPLOYEES/PRCT #4 | 153,237.00 | 153,237.00 | 146,698.00 | 123,553.60 84.22 | 133,047.36 | 133,047.36 |
| 2013 014-624-201 | SOC SEC | 16,400.00 | 16,400.00 | 15,800.00 | 12,773.74 80.85 | 13,368.73 | 13,640.93 |
| 2013 014-624-203 | TCORS/DEATH BENEFITS | 24,850.00 | 24,850.00 | 22,875.00 | 20,058.36 87.69 | 20,927.94 | 21,869.66 |
| 2013 014-624-210 | LONGEVITY | 6,344.00 | 6,344.00 | 5,824.00 | 5,376.00 92.31 | 5,304.00 | 4,784.00 |
| 2013 014-624-335 | ROAD MATERIALS - PRCT #4 | 150,000.00 | 150,000.00 | 145,000.00 | 98,661.88 68.04 | 113,452.62 | 141,375.19 |
| 2013 014-624-345 | SUPPLIES - PRCT #4 | 15,000.00 | 15,000.00 | 15,000.00 | 8,829.08 58.86 | 9,282.70 | 10,421.34 |
| 2013 014-624-351 | REP/MAINT - PRCT #4 | 30,000.00 | 30,000.00 | 20,000.00 | 14,178.57 70.89 | 34,914.91 | 33,668.86 |
| 2013 014-624-358 | FUEL - PRCT #4 | 45,000.00 | 45,000.00 | 35,000.00 | 36,798.70 105.14 | 39,830.39 | 38,389.87 |
| 2013 014-624-380 | COUNTY-WIDE CLEANUP-PRCT #4 | | | .00 | .00 .00 | .00 | 3,638.52 |
| 2013 014-624-400 | LEGAL EXPENSES | | | .00 | .00 .00 | 450.00 | 1,000.00 |
| 2013 014-624-405 | DOT COMPLIANCE | 500.00 | 500.00 | 400.00 | 324.75 81.19 | 571.95 | 412.61 |
| 2013 014-624-427 | REQUIRED EDUCATION | 3,000.00 | 3,000.00 | 3,000.00 | 2,250.15 75.01 | 2,726.86 | 3,134.43 |
| 2013 014-624-461 | LEASE EXPENSE | | | .00 | .00 .00 | .00 | .00 |
| 2013 014-624-560 | BRIDGE PROGRAM - PRCT #4 | 5,000.00 | 5,000.00 | 5,000.00 | 884.48 17.69 | 328.76 | 92,361.43 |
| 2013 014-624-570 | CAPITAL EXP - PRCT #4 | 50,000.00 | 50,000.00 | 50,000.00 | .00 .00 | 337,815.00 | 47,713.00 |
| 2013 014-624-690 | TIME WARRANT/PRINCIPAL | 100,000.00 | 100,000.00 | 100,000.00 | 100,000.00 100.00 | 23,263.66 | 22,114.81 |
| 2013 014-624-691 | TIME WARRANT/INTEREST | 4,900.00 | 4,900.00 | 7,000.00 | 6,945.20 99.22 | 1,208.55 | 2,357.41 |
| 2013 014-624-998 | R & B #4 - EXPENDITURES | 656,707.00 | 656,707.00 | 622,573.00 | 477,100.97 76.63 | 787,469.29 | 620,905.28 |
| 2013 014-700-100 | TRANSFERS OUT | | | .00 | .00 .00 | .00 | .00 |
| 2013 014-999-999 | TOTAL EXPENDITURES - R & B # | 656,707.00 | 656,707.00 | 622,573.00 | 477,100.97 76.63 | 787,469.29 | 620,905.28 |

**SPECIAL REVENUE
FUNDS**

| ACCOUNT # | ACCOUNT NAME | REQUESTED 2013 BUDGET | APPROVED 2013 BUDGET | 2012 BUDGET | **** ACTUAL **** 2012 Y-T-D PERCENT | 2011 ACTUAL | 2010 ACTUAL |
|------------------|-------------------------------|--------------------------|-------------------------|-------------|---|-------------|-------------|
| 2013 020-340-200 | COMMISSARY REVENUE | 20,000.00 | 20,000.00 | 20,000.00- | 11,202.15 56.01 | 20,271.68 | 15,811.35 |
| 2013 020-340-250 | COMMISSARY-PHONE CARD REVENUE | 6,000.00 | 6,000.00 | 6,000.00- | 3,600.00 60.00 | 5,926.00 | 7,171.00 |
| 2013 020-340-300 | OVER THE COUNTER REVENUE | 700.00 | 700.00 | 750.00- | 374.37 49.92 | 761.49 | 606.92 |
| 2013 020-370-500 | OTHER INCOME | 25.00 | 25.00 | 50.00- | 1.70 3.40 | 3.81 | 4.76 |
| 2013 020-385-300 | INCREASE/DECREASE IN INVENTO | | | .00 | .00 .00 | .00 | .00 |
| 2013 020-399-999 | TOTAL REVENUE | 26,725.00 | 26,725.00 | 26,800.00- | 15,178.22 56.64 | 26,962.98 | 23,594.03 |
| | | | | | | | |
| 2013 020-566-150 | OPERATION & MGMT FEE | 1,200.00 | 1,200.00 | 1,200.00 | 700.00 58.33 | 1,100.00 | 1,200.00 |
| 2013 020-566-250 | SALES TAX EXPENSE | 60.00 | 60.00 | 60.00 | 25.28 42.13 | 49.58 | 41.94 |
| 2013 020-566-275 | PHONE CARD EXPENSE | 5,000.00 | 5,000.00 | 5,000.00 | 2,225.00 44.50 | 4,040.00 | 5,707.20 |
| 2013 020-566-300 | COMMISSARY SUPPLIES | 4,000.00 | 4,000.00 | 4,500.00 | 2,003.30 44.52 | 3,515.19 | 4,006.66 |
| 2013 020-566-325 | OVER THE COUNTER SUPPLIES | 1,000.00 | 1,000.00 | 1,500.00 | 92.34 6.16 | 1,060.37 | 317.42 |
| 2013 020-566-350 | INDIGENT SUPPLIES | 7,000.00 | 7,000.00 | 6,000.00 | 3,888.73 64.81 | 4,441.49 | 9,320.77 |
| 2013 020-566-354 | REP/MAINT - JAIL | 12,000.00 | 12,000.00 | 12,000.00 | .00 .00 | .00 | .00 |
| 2013 020-566-375 | INMATE EDUCATION | 1,000.00 | 1,000.00 | 1,000.00 | .00 .00 | 499.01 | 48.45 |
| 2013 020-566-400 | COMMISSARY - CABLE TV | 600.00 | 600.00 | 600.00 | 315.00 52.50 | 525.40 | 493.05 |
| 2013 020-566-496 | COMMISSARY - MISC/EXP | 10,000.00 | 10,000.00 | 10,000.00 | 830.40 8.30 | 1,725.46 | 5,746.67 |
| 2013 020-566-500 | COMMISSARY - CAPITAL EXP | 7,500.00 | 7,500.00 | 7,500.00 | 1,086.73 14.49 | 1,630.97 | 1,384.34 |
| 2013 020-999-999 | TOTAL EXPENDITURES | 49,360.00 | 49,360.00 | 49,360.00 | 11,166.78 22.62 | 18,587.47 | 28,266.50 |

| ACCOUNT # | ACCOUNT NAME | REQUESTED 2013 BUDGET | APPROVED 2013 BUDGET | 2012 BUDGET | **** ACTUAL **** 2012 Y-T-D PERCENT | 2011 ACTUAL | 2010 ACTUAL |
|------------------|----------------------|--------------------------|-------------------------|-------------|---|-------------|-------------|
| 2013 024-360-100 | INTEREST INCOME | 20.00 | 20.00 | 25.00- | 8.11 32.44 | 17.23 | .28 |
| 2013 024-399-999 | TOTAL REVENUE | 20.00 | 20.00 | 25.00- | 8.11 32.44 | 17.23 | .28 |
| 2013 024-690-351 | CEMETERY MAINTENANCE | 300.00 | 300.00 | 300.00 | 200.00 66.67 | 200.00 | 50.00 |
| 2013 024-999-999 | TOTAL EXPENDITURES | 300.00 | 300.00 | 300.00 | 200.00 66.67 | 200.00 | 50.00 |

| ACCOUNT # | ACCOUNT NAME | REQUESTED 2013 BUDGET | APPROVED 2013 BUDGET | 2012 BUDGET | **** ACTUAL **** 2012 Y-T-D PERCENT | 2011 ACTUAL | 2010 ACTUAL |
|------------------|------------------------------|--------------------------|-------------------------|-------------|---|-------------|-------------|
| 2013 035-318-110 | HOTEL OCCUPANCY TAX | 115,000.00 | 115,000.00 | 123,500.00- | 65,099.87 52.71 | 105,901.62 | 117,621.83 |
| 2013 035-318-210 | HOTEL OCCUPANCY TAX - COUNTY | 6,000.00 | 6,000.00 | 6,500.00- | 3,426.31 52.71 | 5,573.78 | 6,190.63 |
| 2013 035-360-100 | INTEREST INCOME | 175.00 | 175.00 | 225.00- | 186.88 83.06 | 202.32 | 229.16 |
| 2013 035-399-999 | TOTAL REVENUE | 121,175.00 | 121,175.00 | 130,225.00- | 68,713.06 52.76 | 111,677.72 | 124,041.62 |
| 2013 035-470-100 | PK CHAMBER OF COMMERCE | 92,000.00 | 92,000.00 | 99,000.00 | 78,839.83 79.64 | 95,332.16 | 93,906.51 |
| 2013 035-470-200 | MW CHAMBER OF COMMERCE | 23,000.00 | 23,000.00 | 24,500.00 | 19,709.95 80.45 | 23,833.05 | 23,476.62 |
| 2013 035-470-496 | MISC TOURISM EXPENSE | 25,000.00 | 25,000.00 | 20,000.00 | .00 .00 | .00 | 5,300.00 |
| 2013 035-999-999 | TOTAL EXPENDITURES | 140,000.00 | 140,000.00 | 143,500.00 | 98,549.78 68.68 | 119,165.21 | 122,683.13 |

| ACCOUNT # | ACCOUNT NAME | REQUESTED | APPROVED | 2012 BUDGET | **** ACTUAL **** | | 2011 ACTUAL | 2010 ACTUAL |
|------------------|----------------------------|-------------|-------------|-------------|------------------|---------|-------------|-------------|
| | | 2013 BUDGET | 2013 BUDGET | | 2012 Y-T-D | PERCENT | | |
| 2013 049-339-000 | ELECTION ADMIN 10% FEE | 1,200.00 | 1,200.00 | .00 | 3,067.96 | .00 | N/A | N/A |
| 2013 049-360-100 | INTEREST INCOME | 10.00 | 10.00 | .00 | 4.42 | .00 | N/A | N/A |
| 2013 049-370-100 | VOTING MACHINE RENTAL | 800.00 | 800.00 | .00 | 1,700.00 | .00 | N/A | N/A |
| 2013 049-399-999 | TOTAL REVENUE | 2,010.00 | 2,010.00 | .00 | 4,772.38 | .00 | .00 | .00 |
| | | | | | | | | |
| 2013 049-690-351 | REPAIR/MAINT - VOTING MACH | 4,000.00 | 4,000.00 | N/A | N/A | N/A | N/A | N/A |
| 2013 049-690-452 | SUBSCRIPTIONS/LICENSES | 2,200.00 | 2,200.00 | N/A | N/A | N/A | N/A | N/A |
| 2013 049-999-999 | TOTAL EXPENDITURES | 6,200.00 | 6,200.00 | .00 | .00 | .00 | .00 | .00 |

| ACCOUNT # | ACCOUNT NAME | REQUESTED 2013 BUDGET | APPROVED 2013 BUDGET | 2012 BUDGET | **** ACTUAL **** | | 2011 ACTUAL | 2010 ACTUAL |
|------------------|------------------------------|--------------------------|-------------------------|-------------|--------------------|--------|-------------|-------------|
| | | | | | 2012 Y-T-D PERCENT | | | |
| 2013 050-340-400 | RECORDS MGMT & PRES FEE | 45,000.00 | 45,000.00 | 50,000.00- | 38,970.00 | 77.94 | 61,354.00 | 43,598.00 |
| 2013 050-340-450 | RECORDS ARCHIVE FEE | 45,000.00 | 45,000.00 | 50,000.00- | 41,351.50 | 82.70 | 62,724.16 | 44,918.00 |
| 2013 050-340-460 | DIGITIZE RECORDS FEE - CO CR | 1,500.00 | 1,500.00 | 1,200.00- | 1,540.00 | 128.33 | 1,760.00 | 1,160.00 |
| 2013 050-340-475 | VITAL STATISTICS PRES FEE | 700.00 | 700.00 | 1,000.00- | 657.00 | 65.70 | 814.00 | 1,045.00 |
| 2013 050-360-100 | INTEREST INCOME | 2,500.00 | 2,500.00 | 1,300.00- | 2,566.86 | 197.45 | 1,257.72 | 1,932.08 |
| 2013 050-390-000 | TRANSFER IN | | | .00 | .00 | .00 | .00 | .00 |
| 2013 050-399-999 | TOTAL REVENUE | 94,700.00 | 94,700.00 | 103,500.00- | 85,085.36 | 82.21 | 127,909.88 | 92,653.08 |
| | | | | | | | | |
| 2013 050-690-104 | SALARIES - EMPLOYEES/PRF | | | .00 | .00 | .00 | .00 | .00 |
| 2013 050-690-201 | SOCIAL SECURITY | | | .00 | .00 | .00 | .00 | .00 |
| 2013 050-690-203 | TCDRS/DEATH BENEFITS | | | .00 | .00 | .00 | .00 | .00 |
| 2013 050-690-427 | REQUIRED EDUC - VITAL STAT | 1,000.00 | 1,000.00 | 1,000.00 | .00 | .00 | .00 | N/A |
| 2013 050-690-496 | RECORDS MGMT & PRESERVATION | 65,000.00 | 65,000.00 | 65,000.00 | 63,794.62 | 98.15 | 64,125.82 | 62,152.00 |
| 2013 050-690-498 | CT RECORDS DIGITALIZATION PR | 4,000.00 | 4,000.00 | 1,000.00 | .00 | .00 | .00 | .00 |
| 2013 050-690-499 | RECORDS ARCHIVE RESTORATION | 100,000.00 | 100,000.00 | 75,000.00 | 6,147.96 | 8.20 | 26,881.08 | 103,700.50 |
| 2013 050-690-500 | VITAL STATISTICS PRESERVATIO | 10,000.00 | 10,000.00 | 8,000.00 | .00 | .00 | .00 | .00 |
| 2013 050-999-999 | TOTAL EXPENSES | 180,000.00 | 180,000.00 | 150,000.00 | 69,942.58 | 46.63 | 91,006.90 | 165,852.50 |

| ACCOUNT # | ACCOUNT NAME | REQUESTED 2013 BUDGET | APPROVED 2013 BUDGET | 2012 BUDGET | **** ACTUAL **** | | 2011 ACTUAL | 2010 ACTUAL |
|------------------|------------------------------|--------------------------|-------------------------|-------------|------------------|---------|-------------|-------------|
| | | | | | 2012 Y-T-D | PERCENT | | |
| 2013 051-340-700 | RECORDS MGMT & PRES FEE | 2,800.00 | 2,800.00 | 2,800.00- | 2,423.86 | 86.57 | 2,801.72 | 2,870.03 |
| 2013 051-340-750 | DIST CRT RECORDS ARCHIVE FEE | 2,200.00 | 2,200.00 | 2,200.00- | 2,182.00 | 99.18 | 2,395.00 | 1,705.00 |
| 2013 051-340-775 | DIST CRT DIGITIZE RECORDS FE | 4,200.00 | 4,200.00 | 4,200.00- | 3,911.00 | 93.12 | 4,266.00 | 2,912.00 |
| 2013 051-360-100 | INTEREST INCOME | 150.00 | 150.00 | 100.00- | 145.82 | 145.82 | 119.68 | 76.08 |
| 2013 051-399-999 | TOTAL REVENUE | 9,350.00 | 9,350.00 | 9,300.00- | 8,662.68 | 93.15 | 9,582.40 | 7,563.11 |
| | | | | | | | | |
| 2013 051-690-495 | RECORDS MGMT STORAGE | 3,000.00 | 3,000.00 | 14,000.00 | .00 | .00 | .00 | .00 |
| 2013 051-690-496 | RECORDS MGMT & PRESERVATION | 3,000.00 | 3,000.00 | 2,000.00 | 1,608.61 | 80.43 | .00 | 702.70 |
| 2013 051-690-498 | CT RECORDS ARCHIVE RESTORATI | 8,000.00 | 8,000.00 | 1,000.00 | .00 | .00 | .00 | .00 |
| 2013 051-690-499 | CT RECORDS DIGITALIZATION PR | 14,000.00 | 14,000.00 | 1,000.00 | .00 | .00 | .00 | .00 |
| 2013 051-999-999 | TOTAL EXPENDITURES | 28,000.00 | 28,000.00 | 18,000.00 | 1,608.61 | 8.94 | .00 | 702.70 |

| ACCOUNT # | ACCOUNT NAME | REQUESTED 2013 BUDGET | APPROVED 2013 BUDGET | 2012 BUDGET | **** ACTUAL **** 2012 Y-T-D PERCENT | 2011 ACTUAL | 2010 ACTUAL |
|------------------|------------------------------|--------------------------|-------------------------|-------------|---|-------------|-------------|
| 2013 052-340-400 | FINES AND FEES - CO. CLERK | 6,000.00 | 6,000.00 | 8,000.00- | 5,374.94 67.19 | 6,977.74 | 8,013.50 |
| 2013 052-340-700 | FINES AND FEES - DIST. CLERK | 4,500.00 | 4,500.00 | 4,500.00- | 4,055.05 90.11 | 4,356.70 | 4,581.50 |
| 2013 052-360-100 | INTEREST INCOME | 350.00 | 350.00 | 350.00- | 370.71 105.92 | 420.18 | 362.30 |
| 2013 052-399-999 | TOTAL REVENUE | 10,850.00 | 10,850.00 | 12,850.00- | 9,800.70 76.27 | 11,754.62 | 12,957.30 |
| 2013 052-690-350 | RENOVATIONS - STORAGE BLDG | 70,000.00 | 70,000.00 | N/A | N/A N/A | N/A | N/A |
| 2013 052-690-496 | MISCELLANEOUS EXPENSE | 5,000.00 | 5,000.00 | 88,000.00 | 20,453.12 23.24 | .00 | .00 |
| 2013 052-690-575 | FURN/EQUIP - MINOR PURCHASE | 5,000.00 | 5,000.00 | N/A | N/A N/A | N/A | N/A |
| 2013 052-999-999 | TOTAL EXPENSES | 80,000.00 | 80,000.00 | 88,000.00 | 20,453.12 23.24 | .00 | .00 |

| ACCOUNT # | ACCOUNT NAME | REQUESTED 2013 BUDGET | APPROVED 2013 BUDGET | 2012 BUDGET | **** ACTUAL **** 2012 Y-T-D PERCENT | 2011 ACTUAL | 2010 ACTUAL |
|------------------|--------------------------|--------------------------|-------------------------|-------------|---|-------------|-------------|
| 2013 054-340-400 | FEES - COUNTY CLERK | 5,000.00 | 5,000.00 | 5,800.00- | 5,390.00 92.93 | 6,160.00 | 5,600.00 |
| 2013 054-340-700 | FEES - DISTRICT CLERK | 12,000.00 | 12,000.00 | 14,000.00- | 11,835.00 84.54 | 14,350.00 | 13,920.00 |
| 2013 054-360-100 | INTEREST INCOME | 200.00 | 200.00 | 200.00- | 211.82 105.91 | 218.84 | 183.97 |
| 2013 054-399-999 | TOTAL REVENUES | 17,200.00 | 17,200.00 | 20,000.00- | 17,436.82 87.18 | 20,728.84 | 19,703.97 |
| 2013 054-690-570 | CAPITAL EXPENDITURES | 10,000.00 | 10,000.00 | 10,000.00 | .00 .00 | .00 | .00 |
| 2013 054-690-590 | LAW LIBRARY EXPENDITURES | 25,000.00 | 25,000.00 | 25,000.00 | 17,191.76 68.77 | 12,840.53 | 17,383.46 |
| 2013 054-999-999 | TOTAL EXPENDITURES | 35,000.00 | 35,000.00 | 35,000.00 | 17,191.76 49.12 | 12,840.53 | 17,383.46 |

| ACCOUNT # | ACCOUNT NAME | REQUESTED 2013 BUDGET | APPROVED 2013 BUDGET | 2012 BUDGET | **** ACTUAL **** 2012 Y-T-D PERCENT | 2011 ACTUAL | 2010 ACTUAL |
|------------------|------------------------------|--------------------------|-------------------------|-------------|--|-------------|-------------|
| 2013 055-340-400 | FEES - COUNTY CLERK | 10,000.00 | 10,000.00 | 12,000.00- | 10,606.50 88.39 | 13,855.00 | 10,357.00 |
| 2013 055-340-700 | FEES - DISTRICT CLERK | 2,800.00 | 2,800.00 | 2,800.00- | 2,400.80 85.74 | 2,750.36 | 2,825.14 |
| 2013 055-340-800 | FEES - JUSTICES OF THE PEACE | 10,500.00 | 10,500.00 | 12,000.00- | 9,179.52 76.50 | 11,222.76 | 11,533.44 |
| 2013 055-360-100 | INTEREST INCOME | 2,000.00 | 2,000.00 | 800.00- | 1,744.40 218.05 | 692.54 | 1,073.44 |
| 2013 055-399-999 | TOTAL REVENUES | 25,300.00 | 25,300.00 | 27,600.00- | 23,931.22 86.71 | 28,520.66 | 25,789.02 |
| 2013 055-690-101 | SALARIES | 42,500.00 | 42,500.00 | 42,500.00 | 20,768.40 48.87 | 42,151.20 | .00 |
| 2013 055-690-105 | OVERTIME | | | .00 | .00 .00 | .00 | .00 |
| 2013 055-690-150 | CONTRACT SERVICES | | | .00 | .00 .00 | .00 | .00 |
| 2013 055-690-201 | SOC SEC | 3,250.00 | 3,250.00 | 3,250.00 | 1,500.88 46.18 | 3,025.38 | .00 |
| 2013 055-690-203 | TCDRS/DEATH BENEFITS | 5,000.00 | 5,000.00 | 4,775.00 | 2,333.40 48.87 | 4,671.40 | .00 |
| 2013 055-690-210 | LONGEVITY | | | .00 | .00 .00 | .00 | .00 |
| 2013 055-690-251 | GROUP HEALTH INS | | | .00 | .00 .00 | .00 | .00 |
| 2013 055-690-345 | GENERAL SUPPLIES | 5,000.00 | 5,000.00 | 5,000.00 | 378.32 7.57 | .00 | 147.69 |
| 2013 055-690-348 | UNIFORMS | 1,000.00 | 1,000.00 | 1,000.00 | .00 .00 | .00 | .00 |
| 2013 055-690-351 | REP/MAINT - CHS | 10,000.00 | 10,000.00 | 10,000.00 | .00 .00 | .00 | 1,646.50 |
| 2013 055-690-427 | REQUIRED EDUCATION | | | .00 | .00 .00 | .00 | .00 |
| 2013 055-690-496 | MISCELLANEOUS EXPENSES | | | .00 | .00 .00 | .00 | .00 |
| 2013 055-690-570 | CAPITAL EXPENDITURES | 20,000.00 | 20,000.00 | 10,000.00 | .00 .00 | .00 | .00 |
| 2013 055-690-572 | MACH/EQUIP - MINOR PURCHASE | 10,000.00 | 10,000.00 | 10,000.00 | .00 .00 | .00 | .00 |
| 2013 055-999-999 | TOTAL EXPENSES | 96,750.00 | 96,750.00 | 86,525.00 | 24,981.00 28.87 | 49,847.98 | 1,794.19 |

| ACCOUNT # | ACCOUNT NAME | REQUESTED 2013 BUDGET | APPROVED 2013 BUDGET | 2012 BUDGET | **** ACTUAL **** | | 2011 ACTUAL | 2010 ACTUAL |
|------------------|-------------------------------|--------------------------|-------------------------|-------------|------------------|---------|-------------|-------------|
| | | | | | 2012 Y-T-D | PERCENT | | |
| 2013 056-340-400 | FEEES - COUNTY CLERK | 750.00 | 750.00 | 800.00- | 626.00 | 78.25 | 796.00 | 403.00 |
| 2013 056-340-700 | FEEES - DISTRICT CLERK | 200.00 | 200.00 | 150.00- | 210.00 | 140.00 | 152.00 | 80.00 |
| 2013 056-340-800 | FEEES - JUSTICES OF THE PEACE | 12,500.00 | 12,500.00 | 14,000.00- | 11,692.34 | 83.52 | 14,289.10 | 14,885.59 |
| 2013 056-360-100 | INTEREST INCOME | 300.00 | 300.00 | 300.00- | 304.73 | 101.58 | 325.38 | 315.37 |
| 2013 056-399-999 | TOTAL REVENUES | 13,750.00 | 13,750.00 | 15,250.00- | 12,833.07 | 84.15 | 15,562.48 | 15,683.96 |
| 2013 056-403- | --COUNTY CLERK/COURT----- | | | .00 | .00 | .00 | .00 | N/A |
| 2013 056-403-496 | MISCELLANEOUS SUPPLIES | 1,000.00 | 1,000.00 | 1,500.00 | .00 | .00 | .00 | N/A |
| 2013 056-403-572 | OFFICE MACH/EQUIP-MINOR PURC | 1,000.00 | 1,000.00 | N/A | N/A | N/A | N/A | N/A |
| 2013 056-403-998 | COUNTY CLERK/COURT EXPENDITU | 2,000.00 | 2,000.00 | 1,500.00 | .00 | .00 | .00 | .00 |
| 2013 056-450- | --DISTRICT CLERK/COURT----- | | | .00 | .00 | .00 | .00 | N/A |
| 2013 056-450-496 | MISCELLANEOUS SUPPLIES | 500.00 | 500.00 | 250.00 | .00 | .00 | .00 | N/A |
| 2013 056-450-998 | DIST CLERK/COURT EXPENDITURE | 500.00 | 500.00 | 250.00 | .00 | .00 | .00 | .00 |
| 2013 056-690- | --JUSTICES OF THE PEACE----- | | | N/A | N/A | N/A | N/A | N/A |
| 2013 056-690-200 | CELL PHONE ALLOWANCE | 1,950.00 | 1,950.00 | N/A | N/A | N/A | N/A | N/A |
| 2013 056-690-201 | SOCIAL SECURITY | 150.00 | 150.00 | N/A | N/A | N/A | N/A | N/A |
| 2013 056-690-203 | TCDRS/DEATH BENEFITS | 250.00 | 250.00 | N/A | N/A | N/A | N/A | N/A |
| 2013 056-690-351 | MAINTENANCE | 5,000.00 | 5,000.00 | 4,000.00 | .00 | .00 | .00 | .00 |
| 2013 056-690-421 | CONTRACTUAL/INTERNET SERV | 3,900.00 | 3,900.00 | 3,000.00 | 1,367.80 | 45.59 | 1,316.41 | 1,126.40 |
| 2013 056-690-427 | TRAVEL & TRAINING | 9,500.00 | 9,500.00 | 5,500.00 | 858.00 | 15.60 | 2,341.80 | 1,694.60 |
| 2013 056-690-496 | MISCELLANEOUS SUPPLIES | 19,200.00 | 19,200.00 | 26,500.00 | 1,248.59 | 4.71 | 2,108.95 | 2,553.93 |
| 2013 056-690-570 | CAPITAL EXPENDITURES | 11,000.00 | 11,000.00 | 10,000.00 | .00 | .00 | .00 | .00 |
| 2013 056-690-572 | OFFICE MACH/EQUIP-MINOR PURC | 17,000.00 | 17,000.00 | 19,250.00 | 2,603.08 | 13.52 | 9,140.08 | 7,731.94 |
| 2013 056-690-998 | JUSTICES OF PEACE EXPENDI | 67,950.00 | 67,950.00 | 68,250.00 | 6,077.47 | 8.90 | 14,907.24 | 13,106.87 |
| 2013 056-999-999 | TOTAL EXPENDITURES | 70,450.00 | 70,450.00 | 70,000.00 | 6,077.47 | 8.68 | 14,907.24 | 13,106.87 |

| ACCOUNT # | ACCOUNT NAME | REQUESTED | APPROVED | 2012 BUDGET | **** ACTUAL **** | | 2011 ACTUAL | 2010 ACTUAL |
|------------------|------------------------------|-------------|-------------|-------------|------------------|---------|-------------|-------------|
| | | 2013 BUDGET | 2013 BUDGET | | 2012 Y-T-D | PERCENT | | |
| 2013 057-340-800 | FEEs - JUSTICES OF THE PEACE | 3,000.00 | 3,000.00 | 3,500.00- | 2,809.51 | 80.27 | 3,355.95 | 3,499.64 |
| 2013 057-360-100 | INTEREST INCOME | 50.00 | 50.00 | 35.00- | 47.16 | 134.74 | 38.56 | 55.03 |
| 2013 057-399-999 | TOTAL REVENUES | 3,050.00 | 3,050.00 | 3,535.00- | 2,856.67 | 80.81 | 3,394.51 | 3,554.67 |
| | | | | | | | | |
| 2013 057-690-351 | REP/MAINT - JUSTICE COURTS | 5,000.00 | 5,000.00 | 4,000.00 | 290.39 | 7.26 | 197.41 | 1,562.50 |
| 2013 057-690-496 | MISCELLANEOUS EXPENSES | 1,000.00 | 1,000.00 | .00 | .00 | .00 | .00 | .00 |
| 2013 057-690-570 | CAPITAL EXPENDITURES | 5,000.00 | 5,000.00 | 5,000.00 | .00 | .00 | .00 | 13,400.00 |
| 2013 057-999-999 | TOTAL EXPENDITURES | 11,000.00 | 11,000.00 | 9,000.00 | 290.39 | 3.23 | 197.41 | 14,962.50 |

| ACCOUNT # | ACCOUNT NAME | REQUESTED 2013 BUDGET | APPROVED 2013 BUDGET | 2012 BUDGET | **** ACTUAL **** | | 2011 ACTUAL | 2010 ACTUAL |
|------------------|--------------------------|--------------------------|-------------------------|-------------|------------------|---------|-------------|-------------|
| | | | | | 2012 Y-T-D | PERCENT | | |
| 2013 058-360-100 | INTEREST INCOME | 15.00 | 15.00 | 15.00- | 12.74 | 84.93 | 18.18 | 15.83 |
| 2013 058-366-100 | VENDING MACHINE SALES | 3,000.00 | 3,000.00 | 3,000.00- | 2,916.25 | 97.21 | 2,984.25 | 2,950.45 |
| 2013 058-366-200 | VENDING MACHINE SALES-SO | 1,200.00 | 1,200.00 | 1,000.00- | 1,242.15 | 124.22 | 1,137.35 | 1,247.20 |
| 2013 058-368-000 | SALES TAX DISCOUNT | | | .00 | .00 | .00 | .00 | .00 |
| 2013 058-370-100 | OTHER INCOME | | | .00 | .00 | .00 | .00 | .00 |
| 2013 058-399-999 | TOTAL REVENUE | 4,215.00 | 4,215.00 | 4,015.00- | 4,171.14 | 103.89 | 4,139.78 | 4,213.48 |
| 2013 058-635-100 | VENDING MACHINE SUPPLIES | 2,200.00 | 2,200.00 | 2,200.00 | 1,680.66 | 76.39 | 1,763.60 | 2,398.46 |
| 2013 058-635-150 | VENDING MACHINE SUP - SO | 750.00 | 750.00 | 750.00 | 611.98 | 81.60 | 460.44 | 379.42 |
| 2013 058-635-200 | SALES TAX EXPENSE | 200.00 | 200.00 | 175.00 | 35.69 | 20.39 | 159.15 | 156.45 |
| 2013 058-635-250 | SALES TAX EXPENSE - SO | 100.00 | 100.00 | 100.00 | 21.87 | 21.87 | 71.83 | 78.64 |
| 2013 058-635-496 | MISC EXPENSE | 1,000.00 | 1,000.00 | 500.00 | 139.28 | 27.86 | 295.09 | 192.81 |
| 2013 058-635-499 | MISC EXPENSE - SO | 1,000.00 | 1,000.00 | 750.00 | 290.96 | 38.79 | 470.31 | 467.16 |
| 2013 058-635-570 | CAPITAL EXP | | | .00 | .00 | .00 | 4,550.00 | .00 |
| 2013 058-999-999 | TOTAL EXPENDITURES | 5,250.00 | 5,250.00 | 4,475.00 | 2,780.44 | 62.13 | 7,770.42 | 3,672.94 |

DEBT SERVICE FUNDS

| ACCOUNT # | ACCOUNT NAME | REQUESTED 2013 BUDGET | APPROVED 2013 BUDGET | 2012 BUDGET | **** ACTUAL **** 2012 Y-T-D PERCENT | 2011 ACTUAL | 2010 ACTUAL |
|------------------|------------------------------|--------------------------|-------------------------|-------------|---|-------------|-------------|
| 2013 062-360-000 | INTEREST INCOME | | | .00 | .00 .00 | .00 | 10.83 |
| 2013 062-370-200 | LEASE REVENUE | 28,000.00 | 28,000.00 | 21,000.00- | 11,666.70 55.56 | .00 | N/A |
| 2013 062-399-999 | TOTAL REVENUE | 28,000.00 | 28,000.00 | 21,000.00- | 11,666.70 55.56 | .00 | 10.83 |
| 2013 062-630-649 | PRINCIPAL PMT/TX CAPITAL FUN | 28,000.00 | 28,000.00 | 21,000.00 | 11,666.70 55.56 | N/A | N/A |
| 2013 062-690-691 | TRANSFER OUT | | | .00 | .00 .00 | .00 | 12,710.07 |
| 2013 062-999-999 | TOTAL EXPENDITURES | 28,000.00 | 28,000.00 | 21,000.00 | 11,666.70 55.56 | .00 | 12,710.07 |

CAPITAL PROJECTS

FUNDS

| ACCOUNT # | ACCOUNT NAME | REQUESTED | APPROVED | 2012 BUDGET | **** ACTUAL **** | | 2011 ACTUAL | 2010 ACTUAL |
|------------------|---------------------|-------------|-------------|-------------|------------------|---------|-------------|-------------|
| | | 2013 BUDGET | 2013 BUDGET | | 2012 Y-T-D | PERCENT | | |
| 2013 070-360-100 | INTEREST INCOME | | | .00 | .00 | .00 | 100.00 | .00 |
| 2013 070-380-200 | LOAN PROCEEDS | 11,000.00 | 11,000.00 | 14,000.00- | .00 | .00 | 595,500.00 | .00 |
| 2013 070-399-999 | TOTAL REVENUE | 11,000.00 | 11,000.00 | 14,000.00- | .00 | .00 | 595,600.00 | .00 |
| | | | | | | | | |
| 2013 070-520-401 | AUDIT | | | 3,000.00 | 3,000.00 | 100.00 | .00 | .00 |
| 2013 070-520-411 | ADMINISTRATION FEES | 11,000.00 | 11,000.00 | 11,000.00 | .00 | .00 | 35,500.00 | .00 |
| 2013 070-520-550 | FACILITY AQUISITION | | | .00 | .00 | .00 | 560,000.00 | .00 |
| 2013 070-999-999 | TOTAL EXPENDITURES | 11,000.00 | 11,000.00 | 14,000.00 | 3,000.00 | 21.43 | 595,500.00 | .00 |

| ACCOUNT # | ACCOUNT NAME | REQUESTED 2013 BUDGET | APPROVED 2013 BUDGET | 2012 BUDGET | **** ACTUAL **** | | 2011 ACTUAL | 2010 ACTUAL |
|------------------|------------------------------|--------------------------|-------------------------|-------------|------------------|---------|-------------|-------------|
| | | | | | 2012 Y-T-D | PERCENT | | |
| 2013 072-360-100 | INTEREST INCOME | 2,500.00 | 2,500.00 | 1,000.00- | 2,159.98 | 216.00 | 915.73 | 1,137.92 |
| 2013 072-370-100 | LEASE INCOME(DEMPSEY) | 27,360.00 | 27,360.00 | 27,360.00- | 25,080.00 | 91.67 | .00 | 46,667.00 |
| 2013 072-399-999 | TOTAL REVENUE | 29,860.00 | 29,860.00 | 28,360.00- | 27,239.98 | 96.05 | 915.73 | 47,804.92 |
| | | | | | | | | |
| 2013 072-516-350 | REP/MAINT - DEMPSEY FACILITY | 85,000.00 | 85,000.00 | 50,000.00 | 2,057.84 | 4.12 | 2,189.47 | 15,953.77 |
| 2013 072-516-400 | PROFESSIONAL FEES | | | .00 | .00 | .00 | 3,325.00 | .00 |
| 2013 072-516-427 | TRAVEL/TRAINING | | | .00 | .00 | .00 | 925.00 | N/A |
| 2013 072-516-555 | CAPITAL IMPROV - DEMPSEY | 90,000.00 | 90,000.00 | 175,000.00 | .00 | .00 | .00 | .00 |
| 2013 072-690-691 | TRANSFER OUT TO GENERAL FUND | 100,000.00 | 100,000.00 | 25,000.00 | .00 | .00 | .00 | N/A |
| 2013 072-999-999 | TOTAL EXPENDITURES | 275,000.00 | 275,000.00 | 250,000.00 | 2,057.84 | .82 | 6,439.47 | 15,953.77 |

| ACCOUNT # | ACCOUNT NAME | REQUESTED 2013 BUDGET | APPROVED 2013 BUDGET | 2012 BUDGET | **** ACTUAL **** | | 2011 ACTUAL | 2010 ACTUAL |
|------------------|------------------------------|--------------------------|-------------------------|-------------|------------------|---------|-------------|-------------|
| | | | | | 2012 Y-T-D | PERCENT | | |
| 2013 074-330-200 | FEDERAL GRANT PROCEEDS | | | 86,365.00- | .00 | .00 | .00 | N/A |
| 2013 074-360-100 | INTEREST INCOME | 2,500.00 | 2,500.00 | 2,000.00- | 2,103.05 | 105.15 | 1,735.02 | 1,855.20 |
| 2013 074-370-496 | OTHER INCOME | | | .00 | .00 | .00 | .00 | .00 |
| 2013 074-395-100 | TRANSFERS IN | | | .00 | .00 | .00 | .00 | .00 |
| 2013 074-399-999 | TOTAL REVENUE | 2,500.00 | 2,500.00 | 88,365.00- | 2,103.05 | 2.38 | 1,735.02 | 1,855.20 |
| 2013 074-516-356 | REP/MAINT - DEMPSEY FIELD | | | .00 | .00 | .00 | .00 | .00 |
| 2013 074-690-350 | RENOVATIONS - BLDGS | | | .00 | .00 | .00 | .00 | 18,434.02 |
| 2013 074-690-352 | REP/MAINT - CO BLDGS | 300,000.00 | 300,000.00 | 292,000.00 | 41,179.50 | 14.10 | .00 | .00 |
| 2013 074-690-533 | CAPITAL/BUILDING | | | .00 | .00 | .00 | .00 | .00 |
| 2013 074-690-550 | LOT/DEMOLITION/RESURFACING | | | 50,000.00 | 4,337.88 | 8.68 | .00 | .00 |
| 2013 074-690-555 | ENERGY PROGRAM | | | 86,365.00 | .00 | .00 | .00 | N/A |
| 2013 074-690-572 | OFF FURN/EQUIP - MINOR PURCH | | | .00 | .00 | .00 | .00 | .00 |
| 2013 074-690-585 | OFF MACH/EQUIP | | | .00 | .00 | .00 | .00 | .00 |
| 2013 074-690-691 | TRANSFER OUT TO GENERAL FUND | | | .00 | .00 | .00 | .00 | N/A |
| 2013 074-999-999 | TOTAL EXPENDITURES | 300,000.00 | 300,000.00 | 428,365.00 | 45,517.38 | 10.63 | .00 | 18,434.02 |

2013 WAGE SCALE

By: Department & Position

PALO PINTO COUNTY
WAGE SCALE -- FY 2013

| DEPARTMENT | POSITION | BASE | ANNUAL |
|---------------------------------------|---------------------------------|---------|----------------------------|
| COMM. COURT #401 | | | |
| | Secretary | \$16.58 | \$34,486.40 |
| | Part-time | \$12.00 | 2,200.00 |
| | | | <u>\$36,686.40</u> |
| COUNTY CLERK #403 | | | |
| | Chief Deputy | \$16.58 | \$34,486.40 |
| | Chief Deputy | \$16.58 | \$34,486.40 |
| | Deputy | \$15.94 | \$33,155.20 |
| | Deputy | \$15.94 | \$33,155.20 |
| | Deputy | \$15.94 | \$33,155.20 |
| | Part-time | | \$0.00 |
| | | | <i>\$168,438.40</i> |
| | County Clerk | | \$52,476.00 |
| | | | <u>\$220,914.40</u> |
| VETERANS ADMIN. #405 | | | |
| | VA Officer(Part-time) | \$16.51 | \$6,868.16 |
| | Asst. VA Officer | \$15.94 | \$33,155.20 |
| | | | <u>\$40,023.36</u> |
| EMERG. MGMT./FIRE MARSHAL #406 | | | |
| | Coordinator | | <u>\$45,433.00</u> |
| PUBLIC WORKS #407 | | | |
| | Maintenance Director | | \$45,433.00 |
| | P. W. Secretary/911 Coord. | \$16.26 | \$33,820.80 |
| | Guard | \$18.07 | \$37,585.60 |
| | Sewer Plant Operator | \$16.92 | \$35,193.60 |
| | Maint. - 3 | \$15.94 | \$33,155.20 |
| | | | <u>\$185,188.20</u> |
| COUNTY EXTENSION #408 | | | |
| | Extension Agent - AG | | \$13,158.00 |
| | Extension Agent - HE | | \$15,980.00 |
| | Secretary | \$15.94 | \$33,155.20 |
| | | | <u>\$62,293.20</u> |
| COUNTY COURT #426 | | | |
| | Secretary | \$16.58 | \$34,486.40 |
| | | | <i>\$34,486.40</i> |
| | County Judge | | \$57,486.00 |
| | County Judge - State Supplement | | \$15,000.00 |
| | | | <u>\$106,972.40</u> |

PALO PINTO COUNTY
WAGE SCALE -- FY 2013

| | | | |
|-----------------------------|---------------------------------|---------|----------------------------|
| DISTRICT COURT #435 | | | |
| | Court Reporter | | \$65,000.00 |
| | Court Coordinator | | \$48,383.00 |
| | Dist. Judge - County Supplement | | \$7,500.00 |
| | Part-Time | | \$2,000.00 |
| | | | <u>\$122,883.00</u> |
| DISTRICT CLERK #450 | | | |
| | Chief Deputy | \$16.58 | \$34,486.40 |
| | Deputy Clerk | \$15.94 | \$33,155.20 |
| | Deputy Clerk | \$15.94 | \$33,155.20 |
| | Part-Time | | \$0.00 |
| | | | <i>\$100,796.80</i> |
| | District Clerk | | \$52,476.00 |
| | | | <u>\$153,272.80</u> |
| J. P. PRCT. # 1 #455 | | | |
| | Court Clerk | \$15.94 | \$33,155.20 |
| | Part-Time | \$13.65 | \$17,745.00 |
| | | | <i>\$50,900.20</i> |
| | J. P. # 1 | | \$48,337.00 |
| | | | <u>\$99,237.20</u> |
| J. P. PRCT. # 2 #456 | | | |
| | J. P. # 2 | | <u>\$32,680.00</u> |
| J. P. PRCT. # 3 #458 | | | |
| | Court Clerk | \$15.94 | \$33,155.20 |
| | | | <i>\$33,155.20</i> |
| | J. P. # 3 | | \$37,112.00 |
| | | | <u>\$70,267.20</u> |
| J. P. PRCT. # 4 #459 | | | |
| | J. P. # 4 | | <u>\$32,680.00</u> |
| J. P. PRCT. # 5 #457 | | | |
| | Court Clerk | \$15.94 | \$33,155.20 |
| | Court Clerk | \$15.40 | \$32,032.00 |
| | | | <i>\$65,187.20</i> |
| | J. P. # 5 | | \$48,337.00 |
| | | | <u>\$113,524.20</u> |

PALO PINTO COUNTY
WAGE SCALE -- FY 2013

| | | | |
|------------------------------------|------------------------------|---------|---------------------|
| COUNTY ATTORNEY #475 | | | |
| | Chief Investigator | \$18.85 | \$39,208.00 |
| | Special Crimes Investigator | \$16.58 | \$34,486.40 |
| | | | <u>\$73,694.40</u> |
| | County Attorney | | \$47,730.00 |
| | Co Atty - State Supplement | | \$62,500.00 |
| | | | <u>\$183,924.40</u> |
| DISTRICT ATTORNEY #480 | | | |
| | Office Manager | \$16.58 | \$34,486.40 |
| | Legal Assistant | \$15.94 | \$33,155.20 |
| | Secretary/Victim Coordinator | \$15.94 | \$33,155.20 |
| | Asst. District Attorney | | \$74,080.00 |
| | | | <u>\$174,876.80</u> |
| ELECTION ADMINISTRATOR #490 | | | |
| | Election Administrator | | \$41,500.00 |
| | Assistant EA/VR | \$16.58 | \$34,486.40 |
| | Part-Time/Temporary | | \$9,000.00 |
| | | | <u>\$84,986.40</u> |
| COUNTY AUDITOR #495 | | | |
| | 1st Asst. Auditor | \$17.56 | \$36,524.80 |
| | 2nd Asst. Auditor | \$16.58 | \$34,486.40 |
| | Internal Auditor | \$17.56 | \$36,524.80 |
| | | | <u>\$107,536.00</u> |
| | County Auditor | | \$71,444.00 |
| | | | <u>\$178,980.00</u> |
| COUNTY TREASURER #497 | | | |
| | Chief Deputy | \$16.58 | \$34,486.40 |
| | | | <u>\$34,486.40</u> |
| | County Treasurer | | \$52,476.00 |
| | | | <u>\$86,962.40</u> |
| TAX ASSESSOR/COLL. #499 | | | |
| | Chief Deputy | \$16.58 | \$34,486.40 |
| | Chief Deputy - Auto | \$16.58 | \$34,486.40 |
| | Chief Deputy - Tax | \$16.58 | \$34,486.40 |
| | Deputy - Tax | \$15.94 | \$33,155.20 |
| | Deputy - Tax | \$15.94 | \$33,155.20 |
| | Deputy - Tax | \$15.94 | \$33,155.20 |
| | Deputy - Auto | \$15.94 | \$33,155.20 |
| | Deputy - Auto | \$15.94 | \$33,155.20 |

PALO PINTO COUNTY
WAGE SCALE -- FY 2013

| | | | |
|---------------------------|--|---------|---------------------|
| | Deputy - Auto | \$15.94 | \$33,155.20 |
| | Deputy - Auto | \$15.94 | \$33,155.20 |
| | Part-time | | \$0.00 |
| | | | <u>\$335,545.60</u> |
| | Tax Assessor/Coll. | | \$52,476.00 |
| | | | <u>\$388,021.60</u> |
| | | | |
| | | | |
| I. T. DEPT. #503 | | | |
| | Systems Manager | \$21.47 | \$44,657.60 |
| | Computer Tech | \$18.07 | \$37,585.60 |
| | | | <u>\$82,243.20</u> |
| | | | |
| CONSTABLE # 1 #551 | | | |
| | Constable # 1 | | <u>\$41,015.00</u> |
| | (Salary supplemented with Courthouse Security Funds) | | |
| CONSTABLE # 2 #552 | | | |
| | Constable # 2 | | <u>\$41,015.00</u> |
| | (Salary supplemented with Courthouse Security Funds) | | |
| CONSTABLE # 3 #556 | | | |
| | Constable # 3 | | <u>\$41,015.00</u> |
| | (Salary supplemented with Courthouse Security Funds) | | |
| CONSTABLE # 4 #558 | | | |
| | Constable # 4 | | <u>\$41,015.00</u> |
| | (Salary supplemented with Courthouse Security Funds) | | |
| CONSTABLE # 5 #555 | | | |
| | Constable # 5 | | <u>\$41,015.00</u> |
| | (Salary supplemented with Courthouse Security Funds) | | |
| | | | |
| SHERIFF DEPT. #560 | | | |
| | Chief Deputy | \$24.58 | \$51,126.40 |
| | Investigator | \$21.51 | \$48,096.36 |
| | Investigator Sergeant | \$20.74 | \$46,374.64 |
| | Field Deputy - Corporal | \$20.27 | \$45,323.72 |
| | Field Deputy - Corporal | \$20.27 | \$45,323.72 |
| | Field Deputy | \$19.79 | \$44,250.44 |
| | Field Deputy | \$19.79 | \$44,250.44 |
| | Field Deputy | \$19.79 | \$44,250.44 |
| | Field Deputy | \$19.79 | \$44,250.44 |
| | Field Deputy | \$19.79 | \$44,250.44 |
| | Field Deputy | \$19.79 | \$44,250.44 |
| | Field Deputy | \$19.79 | \$44,250.44 |
| | Field Deputy | \$19.79 | \$44,250.44 |
| | Field Deputy | \$19.79 | \$44,250.44 |
| | Comm/Opr. Supv | \$17.56 | \$36,524.80 |

PALO PINTO COUNTY
WAGE SCALE -- FY 2013

| | | | |
|----------------------------------|----------------------------------|---------|---------------------|
| | Comm/911 Opr. | \$15.94 | \$33,155.20 |
| | Comm/911 Opr. | \$15.94 | \$33,155.20 |
| | Comm/911 Opr. | \$15.94 | \$33,155.20 |
| | Comm/911 Opr. | \$15.94 | \$33,155.20 |
| | Admin. Clerk/Op | \$16.58 | \$34,486.40 |
| | Admin. Clerk/Op | \$16.58 | \$34,486.40 |
| | | | \$872,617.20 |
| | Sheriff | | \$57,486.00 |
| | | | <u>\$930,103.20</u> |
| NARCOTICS UNIT #562 | | | |
| | Narcotics Lieutenant | \$21.10 | \$47,179.60 |
| | Narcotics Deputy | \$19.79 | \$44,250.44 |
| | | | <u>\$91,430.04</u> |
| JAIL & DETENTION #565 | | | |
| | Jail Administrator | \$21.51 | \$44,740.80 |
| | Asst. Jail Admin. | \$20.14 | \$41,891.20 |
| | Detention Lieutenant - Maint. | \$20.14 | \$41,891.20 |
| | Detention Sgt. | \$17.23 | \$37,630.32 |
| | Detention Sgt. | \$17.23 | \$37,630.32 |
| | Detention Sgt. | \$17.23 | \$37,630.32 |
| | Detention Sgt. | \$17.23 | \$37,630.32 |
| | Detention Cpl. | \$16.92 | \$36,953.28 |
| | Detention Cpl. | \$16.92 | \$36,953.28 |
| | Detention Cpl. | \$16.92 | \$36,953.28 |
| | Detention Cpl. | \$16.92 | \$36,953.28 |
| | Detention Cpl. - Food Service | \$16.92 | \$35,193.60 |
| | Detention Officer - Food Service | \$16.26 | \$33,820.80 |
| | Detention Officer - Food Service | \$16.26 | \$33,820.80 |
| | Detention Officer | \$15.94 | \$34,812.96 |
| | Detention Officer | \$15.94 | \$34,812.96 |
| | Detention Officer | \$15.94 | \$34,812.96 |
| | Detention Officer | \$15.94 | \$34,812.96 |
| | Detention Officer | \$15.94 | \$34,812.96 |
| | Detention Officer | \$15.94 | \$34,812.96 |
| | Detention Officer | \$15.94 | \$34,812.96 |
| | Detention Officer - Medical | \$15.94 | \$33,155.20 |
| | Transport Officer | \$15.94 | \$33,155.20 |
| | Transport Officer | \$15.94 | \$33,155.20 |
| | Part-Time/Temp | | \$58,000.00 |
| | | | <u>\$965,662.08</u> |
| | | | |
| | | | |

PALO PINTO COUNTY
WAGE SCALE -- FY 2013

| | | | |
|------------------------------------|------------------------------|---------|------------------------------|
| | | | |
| CONTRACT INMATE PROG. #566 | | | |
| | Detention Sgt. - Maintenance | \$17.23 | \$35,838.40 |
| | Detention Officer | \$15.94 | \$34,812.96 |
| | Detention Officer | \$15.94 | \$34,812.96 |
| | Detention Officer | \$15.94 | \$34,812.96 |
| | Detention Officer | \$15.94 | \$34,812.96 |
| | Part-Time/Temp | | \$0.00 |
| | | | <u>\$175,090.24</u> |
| <u>GENERAL FUND TOTAL</u> | | | <u>\$4,869,410.72</u> |
| | | | |
| | | | |
| | | | |
| <u>ROAD AND BRIDGE FUND</u> | | | |
| | | | |
| R & B PRCT # 1 #621 | | | |
| | Foreman | \$17.56 | \$36,524.80 |
| | Asst. Foreman | \$17.23 | \$35,838.40 |
| | Maint. - 2 | \$16.58 | \$34,486.40 |
| | Maint. - 2 | \$16.58 | \$34,486.40 |
| | Maint. - 2 | \$16.58 | \$0.00 |
| | Part-Time/Temp | | \$32,000.00 |
| | | | <i>\$173,336.00</i> |
| | Comm. Prct. # 1 | | \$52,476.00 |
| | | | <u>\$225,812.00</u> |
| R & B PRCT # 2 #622 | | | |
| | Foreman | \$17.56 | \$36,524.80 |
| | Asst. Foreman | \$17.23 | \$35,838.40 |
| | Maint. - 2 | \$16.58 | \$34,486.40 |
| | Maint. - 2 | \$16.58 | \$34,486.40 |
| | Maint. - 2 | \$16.58 | \$34,486.40 |
| | Part-Time/Temp | | \$15,000.00 |
| | | | <i>\$190,822.40</i> |
| | Comm. Prct. # 2 | | \$52,476.00 |
| | | | <u>\$243,298.40</u> |
| R & B PRCT # 3 #623 | | | |
| | Foreman | \$17.56 | \$36,524.80 |
| | Asst. Foreman | \$17.23 | \$35,838.40 |
| | Maint. - 2 | \$16.58 | \$34,486.40 |
| | Maint. - 2 | \$16.58 | \$34,486.40 |
| | Part-Time/Temp | | \$20,000.00 |

PALO PINTO COUNTY
WAGE SCALE -- FY 2013

| | | | |
|--|-----------------------|---------|------------------------------|
| | | | \$161,336.00 |
| | Comm. Prct. # 3 | | \$52,476.00 |
| | | | <u>\$213,812.00</u> |
| R & B PRCT # 4 #624 | | | |
| | Foreman | \$17.56 | \$36,524.80 |
| | Asst. Foreman | \$17.23 | \$35,838.40 |
| | Asst. Foreman | \$17.23 | \$35,838.40 |
| | Maint. - 2 | \$16.58 | \$34,486.40 |
| | Maint. - 2 | \$16.58 | \$0.00 |
| | Part-Time/Temp | | \$10,000.00 |
| | | | <u>\$152,688.00</u> |
| | Comm. Prct. # 4 | | \$52,476.00 |
| | | | <u>\$205,164.00</u> |
| | | | |
| <u>ROAD & BRIDGE FUND TOTAL</u> | | | <u>\$888,086.40</u> |
| | | | |
| | | | |
| | | | |
| | | | |
| | | | |
| <u>COURTHOUSE SECURITY FUND</u> | | | |
| | | | |
| <u>COURTHOUSE SECURITY</u> | | | |
| | | | |
| | Bailiff/Constable # 1 | | \$4,500.00 |
| | Bailiff/Constable # 2 | | \$4,500.00 |
| | Bailiff/Constable # 3 | | \$4,500.00 |
| | Bailiff/Constable # 4 | | \$4,500.00 |
| | Bailiff/Constable # 5 | | \$4,500.00 |
| | Deputy/Bailiff | | \$0.00 |
| | Bailiff - Part-Time | | <u>\$20,000.00</u> |
| | | | <u>\$42,500.00</u> |
| | | | |
| <u>COURTHOUSE SECURITY FUND TOTAL</u> | | | <u>\$42,500.00</u> |
| | | | |
| | | | |
| | | | |
| <u>TOTAL BUDGETED PAYROLL</u> | | | <u>\$5,799,997.12</u> |