

**COUNTY TREASURER'S  
MONTHLY AND QUARTERLY REPORT  
9/30/2025  
Revised**

**SUBMITTED TO: COMMISSIONER'S COURT, PALO PINTO COUNTY**

**PREPARED AND SUBMITTED BY: DEANNA COPELAND, COUNTY TREASURER**

---

**This report is made in accordance with provisions of Gov. Code 2256, The Public Funds Investment Act, which require quarterly reporting of investment transactions for county funds to the commissioner's court. The investments held in Palo Pinto County's portfolio comply with the Public Funds Investment and with County's policy and strategies.**

ACCOUNT NAME	BEGINNING CASH BALANCE	CASH RECEIPTS	CASH DISBURSEMENTS	ENDING CASH BALANCE
2025 010 GENERAL FUND				
CASH - GEN FUND	11,381,464.15	1,029,286.92	2,424,398.18-	9,986,352.89
INVESTMENTS - GEN FUND	<u>13,890,480.70</u>	<u>48,889.34</u>	<u>.00</u>	<u>13,939,370.04</u>
FUND TOTALS	25,271,944.85	1,078,176.26	2,424,398.18-	23,925,722.93
2025 011 ROAD & BRIDGE - PRCT #1				
CASH - R & B #1	491,895.10	9,478.90	89,623.80-	411,750.20
INVESTMENTS - R & B #1	<u>765,683.08</u>	<u>2,694.83</u>	<u>.00</u>	<u>768,377.91</u>
FUND TOTALS	1,257,578.18	12,173.73	89,623.80-	1,180,128.11
2025 012 ROAD & BRIDGE - PRCT #2				
CASH - PRCT #2	613,103.33	15,135.77	147,605.61-	480,633.49
INVESTMENTS - PRCT #2	<u>1,200,190.82</u>	<u>4,224.16</u>	<u>.00</u>	<u>1,204,414.98</u>
FUND TOTALS	1,813,294.15	19,359.93	147,605.61-	1,685,048.47
2025 013 ROAD & BRIDGE - PRCT #3				
CASH - PRCT #3	1,175,211.44	18,178.78	77,045.38-	1,116,344.84
INVESTMENTS - PRCT #3	<u>882,681.32</u>	<u>3,106.60</u>	<u>.00</u>	<u>885,787.92</u>
FUND TOTALS	2,057,892.76	21,285.38	77,045.38-	2,002,132.76
2025 014 ROAD & BRIDGE - PRCT #4				
CASH - PRCT #4	776,253.47	13,655.49	76,147.62-	713,761.34
INVESTMENTS - PRCT #4	<u>1,079,502.62</u>	<u>3,799.35</u>	<u>.00</u>	<u>1,083,301.97</u>
FUND TOTALS	1,855,756.09	17,454.84	76,147.62-	1,797,063.31
GRAND TOTALS	<u>32,256,466.03</u>	<u>1,148,450.14</u>	<u>2,814,820.59-</u>	<u>30,590,095.58</u>

ACCOUNT NAME	BEGINNING CASH BALANCE	CASH RECEIPTS	CASH DISBURSEMENTS	ENDING CASH BALANCE
2025 015 CETRZ FUND				
CASH IN BANK - CERTZ	<u>39,833.28-</u>	<u>40,033.28</u>	<u>200.00-</u>	<u>.00</u>
FUND TOTALS	39,833.28-	40,033.28	200.00-	.00
2025 021 SHERIFF - RURAL SAL ASST GRANT				
CASH IN BANK-SALARY ASST GRANT	<u>241,293.21</u>	<u>841.16</u>	<u>14,792.49-</u>	<u>227,341.88</u>
FUND TOTALS	241,293.21	841.16	14,792.49-	227,341.88
2025 023 HISTORICAL COMMISSION				
CASH - HISTORICAL COMMISSION	<u>29,134.24</u>	<u>651.90</u>	<u>.00</u>	<u>29,786.14</u>
FUND TOTALS	29,134.24	651.90	.00	29,786.14
2025 024 MARLOW CEMETERY TRUST				
CASH IN BANK	<u>1,129.54</u>	<u>3.98</u>	<u>.00</u>	<u>1,133.52</u>
FUND TOTALS	1,129.54	3.98	.00	1,133.52
2025 025 CO ATTORNEY - (SPECIAL REV)				
CASH - CO ATTY (SP REV)	<u>708.10</u>	<u>2.53</u>	<u>.00</u>	<u>710.63</u>
FUND TOTALS	708.10	2.53	.00	710.63
2025 030 DISTRICT ATTORNEY (SP REV)				
CASH - D A (SP REV)	<u>1,821.55</u>	<u>6.51</u>	<u>.00</u>	<u>1,828.06</u>
FUND TOTALS	1,821.55	6.51	.00	1,828.06
2025 032 TAX ASSESSOR-COLLECTOR(SP REV)				
CASH IN BANK	<u>20,612.19</u>	<u>369.73</u>	<u>.00</u>	<u>20,981.92</u>
FUND TOTALS	20,612.19	369.73	.00	20,981.92
2025 035 HOTEL/MOTEL OCCUPANCY TAX				
CASH - HOTEL/MOTEL TAX	<u>327,507.06</u>	<u>1,222.94</u>	<u>.00</u>	<u>328,730.00</u>
FUND TOTALS	327,507.06	1,222.94	.00	328,730.00
2025 036 CO ATTY-RURAL SAL ASST GRANT				
CASH-RURAL SALARY ASST GRANT	<u>117,521.88</u>	<u>400.65</u>	<u>21,798.30-</u>	<u>96,124.23</u>
FUND TOTALS	117,521.88	400.65	21,798.30-	96,124.23
2025 037 CO ATTY PRETRIAL INTERVENTION				
CASH	<u>28,423.20</u>	<u>100.41</u>	<u>771.44-</u>	<u>27,752.17</u>
FUND TOTALS	28,423.20	100.41	771.44-	27,752.17
2025 038 OPIOID SETTLEMENT				
CASH - OPIOID SETTLEMENT	<u>89,757.30</u>	<u>321.49</u>	<u>.00</u>	<u>90,078.79</u>
FUND TOTALS	89,757.30	321.49	.00	90,078.79
2025 041 DA-RURAL SALARY ASST GRANT				
CASH-RURAL SALARY ASST GRANT	<u>41,405.24</u>	<u>125.40</u>	<u>12,017.44-</u>	<u>29,513.20</u>
FUND TOTALS	41,405.24	125.40	12,017.44-	29,513.20
GRAND TOTALS	<u>859,480.23</u>	<u>44,079.98</u>	<u>49,579.67-</u>	<u>853,980.54</u>

ACCOUNT NAME	BEGINNING CASH BALANCE	CASH RECEIPTS	CASH DISBURSEMENTS	ENDING CASH BALANCE
2025 042 D.A. FORFEITURE FUND				
CASH - D A FORFEITURE	<u>92,160.28</u>	<u>330.09</u>	<u>.00</u>	<u>92,490.37</u>
FUND TOTALS	92,160.28	330.09	.00	92,490.37
2025 045 SHERIFF DEPT FORFEITURE FUND				
CASH - S.O. FORFEITURE FUND	5,682.98	20.31	.00	5,703.29
INVESTMENTS - SHERIFF FORFEITU	<u>31,785.24</u>	<u>111.78</u>	<u>.00</u>	<u>31,897.02</u>
FUND TOTALS	37,468.22	132.09	.00	37,600.31
2025 046 AMERICAN RESCUE PLAN ACT-2021				
CASH-AMERICAN RESCUE PLAN ACT	<u>5,644,124.05</u>	<u>21,157.18</u>	<u>91,804.59-</u>	<u>5,573,476.64</u>
FUND TOTALS	5,644,124.05	21,157.18	91,804.59-	5,573,476.64
2025 049 ELECTION SERVICES FUND				
CASH IN BANK - ELECTION SERV	<u>3,584.67</u>	<u>12.84</u>	<u>.00</u>	<u>3,597.51</u>
FUND TOTALS	3,584.67	12.84	.00	3,597.51
2025 050 COUNTY CLERK - PRF ACCOUNT				
CASH IN BANK - PRF	44,068.64	29,328.91	1,699.55-	71,698.00
INVESTMENTS - PRF FUND	<u>723,578.58</u>	<u>2,546.60</u>	<u>.00</u>	<u>726,125.18</u>
FUND TOTALS	767,647.22	31,875.51	1,699.55-	797,823.18
2025 051 DISTRICT CLERK - PRF ACCOUNT				
CASH IN BANK - PRF #3	101,666.46	3,479.05	.00	105,145.51
INVESTMENTS - DIST CLERK PRF	<u>76,836.73</u>	<u>270.37</u>	<u>.00</u>	<u>77,107.10</u>
FUND TOTALS	178,503.19	3,749.42	.00	182,252.61
2025 052 PRESERVATION OF RECORDS FUND				
CASH IN BANK - PRF #2	27,377.01	129.30	.00	27,506.31
INVESTMENTS - PRESERV OF RECOR	<u>88,657.73</u>	<u>311.98</u>	<u>.00</u>	<u>88,969.71</u>
FUND TOTALS	116,034.74	441.28	.00	116,476.02
2025 053 JUVENILE CASE MANAGER FUND				
CASH IN BANK	<u>34,814.63</u>	<u>3,530.10</u>	<u>18,000.00-</u>	<u>20,344.73</u>
FUND TOTALS	34,814.63	3,530.10	18,000.00-	20,344.73
2025 054 LAW LIBRARY FUND				
CASH IN BANK - LAW LIBRARY	28,768.15	3,428.45	1,528.41-	30,668.19
INVESTMENTS - LAW LIBRARY	<u>104,696.46</u>	<u>368.43</u>	<u>.00</u>	<u>105,064.89</u>
FUND TOTALS	133,464.61	3,796.88	1,528.41-	135,733.08
2025 055 COURTHOUSE SECURITY FEE FUND				
CASH IN BANK - SECURITY FEE	53,427.08	4,862.23	23,708.56-	34,580.75
INVESTMENTS - COURTHOUSE SEC	<u>9,237.14</u>	<u>32.45</u>	<u>.00</u>	<u>9,269.59</u>
FUND TOTALS	62,664.22	4,894.68	23,708.56-	43,850.34
2025 056 TECHNOLOGY FUND				
CASH IN BANK - TECH FUND	38,851.19	3,030.82	265.30-	41,616.71
INVESTMENTS - TECHNOLOGY FUND	<u>94,568.23</u>	<u>332.78</u>	<u>.00</u>	<u>94,901.01</u>
FUND TOTALS	133,419.42	3,363.60	265.30-	136,517.72
2025 057 JUSTICE COURT SECURITY FUND				
CASH - JUSTICE SECURITY FEE	<u>52,716.91</u>	<u>1,033.01</u>	<u>.00</u>	<u>53,749.92</u>
FUND TOTALS	52,716.91	1,033.01	.00	53,749.92
GRAND TOTALS	<u>7,256,602.16</u>	<u>74,316.68</u>	<u>137,006.41-</u>	<u>7,193,912.43</u>

ACCOUNT NAME	BEGINNING CASH BALANCE	CASH RECEIPTS	CASH DISBURSEMENTS	ENDING CASH BALANCE
2025 058 EMPLOYEE FUND				
CASH - EMPLOYEE FUND	<u>3,730.35</u>	<u>191.42</u>	<u>237.62-</u>	<u>3,684.15</u>
FUND TOTALS	3,730.35	191.42	237.62-	3,684.15
2025 059 COUNTY SPECIALTY COURT				
CASH IN BANK	<u>18,731.19</u>	<u>665.99</u>	<u>.00</u>	<u>19,397.18</u>
FUND TOTALS	18,731.19	665.99	.00	19,397.18
2025 062 DEBT SERVICE - TX CAPITAL FUND				
2025 063 I & S FUND - CERT OF OBLIGATIO				
CASH - I&S/TWDB	<u>30,535.26</u>	<u>396.84</u>	<u>697.45-</u>	<u>30,234.65</u>
FUND TOTALS	30,535.26	396.84	697.45-	30,234.65
2025 070 TX CAPITAL FUND-TX BEST PROTEI				
CASH - TX CAPITAL FUND	<u>100.00</u>	<u>.00</u>	<u>.00</u>	<u>100.00</u>
FUND TOTALS	100.00	.00	.00	100.00
2025 071 CAPITAL PROJECTS FUND				
CASH-CERTIFICATES OF OBLIGATIO	116,929.18-	126,750.00	13,084.00-	3,263.18-
CASH - CERT OF OBLIGATION	<u>354,890.18</u>	<u>3,298.27</u>	<u>126,750.00-</u>	<u>231,438.45</u>
FUND TOTALS	237,961.00	130,048.27	139,834.00-	228,175.27
2025 072 CAPITAL PROJECTS FUND(DEMPSEY)				
CASH - CAP PROJ(DEMPSEY)	353,207.79	25,421.41	.00	378,629.20
INVESTMENTS-CAP PROJ(DEMPSEY)	<u>388,724.13</u>	<u>1,368.08</u>	<u>.00</u>	<u>390,092.21</u>
FUND TOTALS	741,931.92	26,789.49	.00	768,721.41
2025 073 CAPITAL PROJECTS FUND(HAVA)				
CASH - CAP PROJ(HAVA)	<u>51,613.44</u>	<u>184.88</u>	<u>.00</u>	<u>51,798.32</u>
FUND TOTALS	51,613.44	184.88	.00	51,798.32
2025 074 CAPITAL IMPROVEMENTS FUND				
CASH - CAP IMPROVEMENTS FUND	2,319,604.10	697,779.50	11,009.69-	3,006,373.91
INVESTMENTS - CAPITAL IMP	<u>476,702.35</u>	<u>1,677.72</u>	<u>.00</u>	<u>478,380.07</u>
FUND TOTALS	2,796,306.45	699,457.22	11,009.69-	3,484,753.98
2025 075 COURT FACILITY FUND				
CASH IN BANK-COURT FACILITY FU	<u>40,344.09</u>	<u>2,046.98</u>	<u>.00</u>	<u>42,391.07</u>
FUND TOTALS	40,344.09	2,046.98	.00	42,391.07
2025 076 CAPITAL PROJECTS-SEWER GRANT				
CASH-TXCDBG PROJECT	<u>11,710.93</u>	<u>2,381.68</u>	<u>14,092.61-</u>	<u>.00</u>
FUND TOTALS	11,710.93	2,381.68	14,092.61-	.00
2025 082 JP 2				
CASH IN BANK - JP #2	<u>7,426.49</u>	<u>5,861.47</u>	<u>8,058.19-</u>	<u>5,229.77</u>
FUND TOTALS	7,426.49	5,861.47	8,058.19-	5,229.77
GRAND TOTALS	<u>3,940,391.12</u>	<u>868,024.24</u>	<u>173,929.56-</u>	<u>4,634,485.80</u>

ACCOUNT NAME	BEGINNING CASH BALANCE	CASH RECEIPTS	CASH DISBURSEMENTS	ENDING CASH BALANCE
2025 083 JUSTICE OF THE PEACE-PRCT # 3				
CASH IN BANK - JP # 3	<u>35,145.13</u>	<u>11,768.34</u>	<u>35,821.13-</u>	<u>11,092.34</u>
FUND TOTALS	35,145.13	11,768.34	35,821.13-	11,092.34
2025 084 JP # 4				
CASH IN BANK - JP # 4	<u>16,783.26</u>	<u>11,254.82</u>	<u>20,426.26-</u>	<u>7,611.82</u>
FUND TOTALS	16,783.26	11,254.82	20,426.26-	7,611.82
2025 085 JUSTICE OF THE PEACE-PRCT # 5				
CASH IN BANK - JP # 5	<u>48,507.79</u>	<u>24,616.53</u>	<u>49,872.09-</u>	<u>23,252.23</u>
FUND TOTALS	48,507.79	24,616.53	49,872.09-	23,252.23
2025 086 HRA FUND				
CASH - HRA FUND	<u>25,534.14</u>	<u>88.26</u>	<u>1,139.70-</u>	<u>24,482.70</u>
FUND TOTALS	25,534.14	88.26	1,139.70-	24,482.70
2025 087 COUNTY TREASURER'S ACCOUNTS				
CASH IN BANK - CO TREAS	<u>3,585.90</u>	<u>84,561.09</u>	<u>.00</u>	<u>88,146.99</u>
FUND TOTALS	3,585.90	84,561.09	.00	88,146.99
2025 088 COUNTY CLERK AGENCY FUND				
CASH IN BANK - CO CLERK	<u>83,573.39</u>	<u>39,568.89</u>	<u>86,240.39-</u>	<u>36,901.89</u>
FUND TOTALS	83,573.39	39,568.89	86,240.39-	36,901.89
2025 089 JUVENILE REST CHECKING				
CASH- JUV REST CHECKING	<u>216.46</u>	<u>.70</u>	<u>1.46-</u>	<u>215.70</u>
FUND TOTALS	216.46	.70	1.46-	215.70
2025 090 DISTRICT CLERK AGENCY FUND				
CASH IN BANK - DIST CLERK	<u>48,531.03</u>	<u>16,597.88</u>	<u>47,886.00-</u>	<u>17,242.91</u>
FUND TOTALS	48,531.03	16,597.88	47,886.00-	17,242.91
2025 092 JUSTICE OF THE PEACE-PRCT # 1				
CASH IN BANK - JP # 1	<u>78,506.13</u>	<u>58,311.31</u>	<u>85,416.23-</u>	<u>51,401.21</u>
FUND TOTALS	78,506.13	58,311.31	85,416.23-	51,401.21
2025 097 PUBLIC WORKS				
CASH IN BANK - PUBLIC WKS	<u>10,421.71</u>	<u>5,946.45</u>	<u>10,141.71-</u>	<u>6,226.45</u>
FUND TOTALS	10,421.71	5,946.45	10,141.71-	6,226.45
GRAND TOTALS	<u>350,804.94</u>	<u>252,714.27</u>	<u>336,944.97-</u>	<u>266,574.24</u>

Combined Statement Of Cash Receipts And Disbursements From September to September

ACCOUNT NAME	BEGINNING CASH BALANCE	CASH RECEIPTS	CASH DISBURSEMENTS	ENDING CASH BALANCE
2025 040 D. A. SEIZURE FUND				
CASH - D A SEIZURE	<u>4,635.24</u>	<u>16.57</u>	<u>0.00</u>	<u>4,651.81</u>
FUND TOTAL	4,635.24	16.57	0.00	4,651.81
2025 048 D A STATE FUND				
CASH - DA STATE FUND	<u>821.07</u>	<u>8,060.06</u>	<u>1854.76</u>	<u>7,026.37</u>
FUND TOTAL	821.07	8,060.06	1,854.76	7,026.37
2025 210 JUVENILE PROBATION FUND				
CASH - JUV PROB	116,977.31	158,544.73	116,019.60	159,502.44
CASH - SAVINGS	94.58	0.00	0.00	94.58
INVESTMENTS - JUVENILE PROB	<u>0.00</u>	<u>0.00</u>	<u>0.00</u>	<u>0.00</u>
FUND TOTAL	117,071.89	158,544.73	116,019.60	159,597.02
2025 310 ADULT PROBATION FUND				
CASH - CSCD	63,225.53	245,143.30	134,206.78	174,162.05
INVESTMENTS - ADULT PROB	<u>229,284.13</u>	<u>806.92</u>	<u>0.00</u>	<u>230,091.05</u>
FUND TOTAL	292,509.66	245,950.22	134,206.78	404,253.10
2025 320 CSCD-COLLECTIONS				
CASH - CSCD COLLECTION	<u>73749.72</u>	<u>43836.31</u>	<u>76,544.72</u>	<u>41,041.31</u>
FUND TOTAL	73,749.72	43,836.31	76,544.72	41,041.31
GRAND TOTALS	488,787.58	456,407.89	328,625.86	616,569.61

	BEGINNING CASH BALANCE	CASH RECEIPTS	CASH DISBURSEMENTS	ENDING CASH BALANCE
Page one totals	32,256,466.03	1,148,450.14	-2,814,820.59	30,590,095.58
Page two totals	859,480.23	44,079.98	-49,579.67	853,980.54
Page three totals	7,256,602.16	74,316.68	-137,006.41	7,193,912.43
Page four totals	3,940,391.12	868,024.24	-173,929.56	4,634,485.80
Page Five totals	350,804.94	252,714.27	-336,944.97	266,574.24
Page Six totals	488,787.58	456,407.89	-328,625.86	616,569.61
Grand total of all pages	45,152,532.06	2,843,993.20	-3,840,907.06	44,155,618.20

# Clear Fork Bank


# Quarterly Investment Report


	2025	Beginning Balance	Interest	Transfer In	Transfer Out	Ending Balance
<b>General Fund</b>	July	\$ 13,791,515.22	\$ 47,745.12			\$ 13,839,260.34
	August	\$ 13,839,260.34	\$ 51,220.36			\$ 13,890,480.70
	September	\$ 13,890,480.70	\$ 48,889.34			\$ 13,939,370.04
<b>Road &amp; Bridge Pct 1</b>	July	\$ 760,227.64	\$ 2,632.06			\$ 762,859.70
	August	\$ 762,859.70	\$ 2,823.38			\$ 765,683.08
	September	\$ 765,683.08	\$ 2,694.83			\$ 768,377.91
<b>Road &amp; Bridge Pct 2</b>	July	\$ 1,191,639.64	\$ 4,125.56			\$ 1,195,765.20
	August	\$ 1,195,765.20	\$ 4,425.62			\$ 1,200,190.82
	September	\$ 1,200,190.82	\$ 4,224.16			\$ 1,204,414.98
<b>Road &amp; Bridge Pct 3</b>	July	\$ 876,392.30	\$ 3,034.21			\$ 879,426.51
	August	\$ 879,426.51	\$ 3,254.81			\$ 882,681.32
	September	\$ 882,681.32	\$ 3,106.60			\$ 885,787.92
<b>Road &amp; Bridge Pct 4</b>	July	\$ 1,071,811.34	\$ 3,710.73			\$ 1,075,522.07
	August	\$ 1,075,522.07	\$ 3,980.55			\$ 1,079,502.62
	September	\$ 1,079,502.62	\$ 3,799.35			\$ 1,083,301.97
<b>County Clerk Preservation Records</b>	July	\$ 718,764.95	\$ 2,145.48			\$ 720,910.43
	August	\$ 720,910.43	\$ 2,668.15			\$ 723,578.58
	September	\$ 723,578.58	\$ 2,546.60			\$ 726,125.18
<b>Courthouse Security Fee Fund</b>	July	\$ 9,171.10	\$ 31.98			\$ 9,203.08
	August	\$ 9,203.08	\$ 34.06			\$ 9,237.14
	September	\$ 9,237.14	\$ 32.45			\$ 9,269.59
<b>Capital Projects (Dempsey)</b>	July	\$ 385,954.36	\$ 1,336.37			\$ 387,290.73
	August	\$ 387,290.73	\$ 1,433.40			\$ 388,724.13
	September	\$ 388,724.13	\$ 1,368.08			\$ 390,092.21
<b>Capital Improvements Fund</b>	July	\$ 473,530.81	\$ 1,413.74			\$ 474,944.55
	August	\$ 474,944.55	\$ 1,757.80			\$ 476,702.35
	September	\$ 476,702.35	\$ 1,677.72			\$ 478,380.07
<b>CSCD 29th Judicial District</b>	July	\$ 227,650.32	\$ 788.34			\$ 228,438.66
	August	\$ 228,438.66	\$ 845.47			\$ 229,284.13
	September	\$ 229,284.13	\$ 806.92			\$ 230,091.05
<b>District Clerk Preservation Records</b>	July	\$ 76,289.06	\$ 264.34			\$ 76,553.40
	August	\$ 76,553.40	\$ 283.33			\$ 76,836.73
	September	\$ 76,836.73	\$ 270.37			\$ 77,107.10
<b>Palo Pinto County Preservation Records</b>	July	\$ 88,025.84	\$ 304.97			\$ 88,330.81
	August	\$ 88,330.81	\$ 326.92			\$ 88,657.73
	September	\$ 88,657.73	\$ 311.98			\$ 88,969.71
<b>Sheriff Forfeiture Fund</b>	July	\$ 31,558.56	\$ 109.48			\$ 31,668.04
	August	\$ 31,668.04	\$ 117.20			\$ 31,785.24
	September	\$ 31,785.24	\$ 111.78			\$ 31,897.02
<b>Technology Fund</b>	July	\$ 93,894.22	\$ 325.29			\$ 94,219.51
	August	\$ 94,219.51	\$ 348.72			\$ 94,568.23
	September	\$ 94,568.23	\$ 332.78			\$ 94,901.01
<b>Law Library Fund</b>	July	\$ 103,950.30	\$ 360.10			\$ 104,310.40
	August	\$ 104,310.40	\$ 386.06			\$ 104,696.46
	September	\$ 104,696.46	\$ 368.43			\$ 105,064.89


**TOTAL \$ 20,113,150.65**


We, the undersigned County Judge and Commissioners in and for Palo Pinto County, County Treasurer's Monthly Report and Quarterly Investment Report for **September 30, 2025** filed with us on the 23rd day of March 2026, and have found the same to be correct and in due order and that the total of all funds held by the County Treasurer, as well as other assets in her hands is the sum of \$44,155,618.20.


WITNESS OUR HANDS, officially, this 23rd day of March 2026.

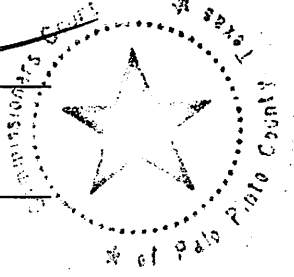
  
\_\_\_\_\_  
COUNTY JUDGE

  
\_\_\_\_\_  
COMMISSIONER PRECINCT NO. 1

  
\_\_\_\_\_  
COMMISSIONER PRECINCT NO. 2

  
\_\_\_\_\_  
COMMISSIONER PRECINCT NO. 3

  
\_\_\_\_\_  
COMMISSIONER PRECINCT NO. 4



SWORN TO AND SUBSCRIBED BEFORE ME, County Judge and County Commissioners of said Palo Pinto County, each respectively, on this 23<sup>rd</sup> day of March 2026.

BEFORE ME, the undersigned authority, on this day personally appeared Deanna Copeland, County Treasurer of Palo Pinto County, says that the within and foregoing report is true and correct.

  
\_\_\_\_\_  
COUNTY TREASURER

FILED FOR RECORD THIS 23<sup>rd</sup> day of March 2026 and recorded 23<sup>rd</sup> day of March 2026.

  
\_\_\_\_\_  
COUNTY CLERK