

COUNTY TREASURER'S  
MONTHLY REPORT  
10/31/2018

SUBMITTED TO: COMMISSIONER'S COURT, PALO PINTO COUNTY

PREPARED AND SUBMITTED BY: TANYA FALLIN, COUNTY TREASURER

---

This report is made in accordance with provisions of Gov. Code 2256, The Public Funds Investment Act, which require quarterly reporting of investment transactions for county funds to the commissioner's court. The investments held in Palo Pinto County's portfolio comply with the Public Funds Investment and with County's policy and strategies.

ACCOUNT NAME	BEGINNING CASH BALANCE	CASH RECEIPTS	CASH DISBURSEMENTS	ENDING CASH BALANCE
2019 010 GENERAL FUND				
CASH - GEN FUND	605,827.90	1,063,797.71	1,359,643.02-	309,982.59
INVESTMENTS - GEN FUND	<u>8,542,938.36</u>	<u>.00</u>	<u>2,938.36-</u>	<u>8,540,000.00</u>
FUND TOTALS	9,148,766.26	1,063,797.71	1,362,581.38-	8,849,982.59
2019 011 ROAD & BRIDGE - PRCT #1				
CASH - R & B #1	25,053.91	35,314.43	32,397.58-	27,970.76
INVESTMENTS - R & B #1	<u>466,600.93</u>	<u>.00</u>	<u>600.93-</u>	<u>466,000.00</u>
FUND TOTALS	491,654.84	35,314.43	32,998.51-	493,970.76
2019 012 ROAD & BRIDGE - PRCT #2				
CASH - PRCT #2	37,606.67	52,286.13	40,485.53-	49,407.27
INVESTMENTS - PRCT #2	<u>1,013,033.01</u>	<u>.00</u>	<u>2,033.01-</u>	<u>1,011,000.00</u>
FUND TOTALS	1,050,639.68	52,286.13	42,518.54-	1,060,407.27
2019 013 ROAD & BRIDGE - PRCT #3				
CASH - PRCT #3	43,345.21	41,799.33	42,971.10-	42,173.44
INVESTMENTS - PRCT #3	<u>609,984.24</u>	<u>.00</u>	<u>984.24-</u>	<u>609,000.00</u>
FUND TOTALS	653,329.45	41,799.33	43,955.34-	651,173.44
2019 014 ROAD & BRIDGE - PRCT #4				
CASH - PRCT #4	42,476.94	82,074.39	66,565.64-	57,985.69
INVESTMENTS - PRCT #4	<u>579,224.76</u>	<u>.00</u>	<u>40,224.76-</u>	<u>539,000.00</u>
FUND TOTALS	621,701.70	82,074.39	106,790.40-	596,985.69
2019 015 CETRZ FUND				
2019 024 MARLOW CEMETERY TRUST				
CASH IN BANK	<u>1,155.46</u>	<u>.85</u>	<u>.00</u>	<u>1,156.31</u>
FUND TOTALS	1,155.46	.85	.00	1,156.31
2019 025 CO ATTORNEY - (SPECIAL REV)				
CASH - CO ATTY (SP REV)	<u>420.26</u>	<u>15.30</u>	<u>.00</u>	<u>435.56</u>
FUND TOTALS	420.26	15.30	.00	435.56
2019 030 DISTRICT ATTORNEY (SP REV)				
CASH - D A (SP REV)	<u>1,541.45</u>	<u>1.14</u>	<u>.00</u>	<u>1,542.59</u>
FUND TOTALS	1,541.45	1.14	.00	1,542.59
2019 032 TAX ASSESSOR-COLLECTOR(SP REV)				
CASH IN BANK	<u>5,446.59</u>	<u>174.49</u>	<u>.00</u>	<u>5,621.08</u>
FUND TOTALS	5,446.59	174.49	.00	5,621.08
2019 035 HOTEL/MOTEL OCCUPANCY TAX				
CASH - HOTEL/MOTEL TAX	<u>60,766.60</u>	<u>40,242.16</u>	<u>.00</u>	<u>101,008.76</u>
FUND TOTALS	60,766.60	40,242.16	.00	101,008.76
GRAND TOTALS	<u>12,035,422.29</u>	<u>1,315,705.93</u>	<u>1,588,844.17-</u>	<u>11,762,284.05</u>

ACCOUNT NAME	BEGINNING CASH BALANCE	CASH RECEIPTS	CASH DISBURSEMENTS	ENDING CASH BALANCE
2019 042 D.A. FORFEITURE FUND				
CASH - D A FORFEITURE	<u>77,733.64</u>	<u>57.72</u>	<u>.00</u>	<u>77,791.36</u>
FUND TOTALS	77,733.64	57.72	.00	77,791.36
2019 044 SHERIFF'S SEIZURE FUND				
2019 045 SHERIFF DEPT FORFEITURE FUND				
CASH - S.O. FORFEITURE FUND	<u>99,725.47</u>	<u>74.05</u>	<u>.00</u>	<u>99,799.52</u>
FUND TOTALS	99,725.47	74.05	.00	99,799.52
2019 049 ELECTION SERVICES FUND				
CASH IN BANK - ELECTION SERV	<u>31,547.30</u>	<u>23.42</u>	<u>.00</u>	<u>31,570.72</u>
FUND TOTALS	31,547.30	23.42	.00	31,570.72
2019 050 COUNTY CLERK - PRF ACCOUNT				
CASH IN BANK - PRF	78,094.88	11,190.82	5,476.70-	83,809.00
INVESTMENTS - PRF FUND	<u>430,170.95</u>	<u>.00</u>	<u>170.95-</u>	<u>430,000.00</u>
FUND TOTALS	508,265.83	11,190.82	5,647.65-	513,809.00
2019 051 DISTRICT CLERK - PRF ACCOUNT				
CASH IN BANK - PRF #3	<u>59,328.72</u>	<u>878.00</u>	<u>.00</u>	<u>60,206.72</u>
FUND TOTALS	59,328.72	878.00	.00	60,206.72
2019 052 PRESERVATION OF RECORDS FUND				
CASH IN BANK - PRF #2	<u>69,805.38</u>	<u>893.52</u>	<u>23.03-</u>	<u>70,675.87</u>
FUND TOTALS	69,805.38	893.52	23.03-	70,675.87
2019 053 JUVENILE CASE MANAGER FUND				
CASH IN BANK	<u>33,110.83</u>	<u>1,900.65</u>	<u>.00</u>	<u>35,011.48</u>
FUND TOTALS	33,110.83	1,900.65	.00	35,011.48
2019 054 LAW LIBRARY FUND				
CASH IN BANK - LAW LIBRARY	<u>83,260.58</u>	<u>1,637.00</u>	<u>1,050.00-</u>	<u>83,847.58</u>
FUND TOTALS	83,260.58	1,637.00	1,050.00-	83,847.58
2019 055 COURTHOUSE SECURITY FEE FUND				
CASH IN BANK - SECURITY FEE	5,061.94	31,538.76	6,140.83-	30,459.87
INVESTMENTS - COURTHOUSE SEC	<u>75,006.16</u>	<u>.00</u>	<u>6.16-</u>	<u>75,000.00</u>
FUND TOTALS	80,068.10	31,538.76	6,146.99-	105,459.87
2019 056 TECHNOLOGY FUND				
CASH IN BANK - TECH FUND	<u>86,519.74</u>	<u>1,018.11</u>	<u>314.36-</u>	<u>87,223.49</u>
FUND TOTALS	86,519.74	1,018.11	314.36-	87,223.49
2019 057 JUSTICE COURT SECURITY FUND				
CASH - JUSTICE SECURITY FEE	<u>21,914.02</u>	<u>223.29</u>	<u>.00</u>	<u>22,137.31</u>
FUND TOTALS	21,914.02	223.29	.00	22,137.31
2019 058 EMPLOYEE FUND				
CASH - EMPLOYEE FUND	<u>6,665.27</u>	<u>290.37</u>	<u>376.18-</u>	<u>6,579.46</u>
FUND TOTALS	6,665.27	290.37	376.18-	6,579.46
2019 062 DEBT SERVICE - TX CAPITAL FUND				
CASH - TX CAPITAL FUND	<u>.00</u>	<u>2,333.34</u>	<u>2,333.34-</u>	<u>.00</u>
FUND TOTALS	.00	2,333.34	2,333.34-	.00
GRAND TOTALS	<u>1,157,944.88</u>	<u>52,059.05</u>	<u>15,891.55-</u>	<u>1,194,112.38</u>

ACCOUNT NAME	BEGINNING CASH BALANCE	CASH RECEIPTS	CASH DISBURSEMENTS	ENDING CASH BALANCE
2019 070 TX CAPITAL FUND-TX BEST PROTEI				
CASH - TX CAPITAL FUND	<u>100.00</u>	<u>.00</u>	<u>.00</u>	<u>100.00</u>
FUND TOTALS	100.00	.00	.00	100.00
2019 072 CAPITAL PROJECTS FUND(DEMPSEY)				
CASH - CAP PROJ(DEMPSEY)	100,661.43	14,063.56	52,650.00-	62,074.99
INVESTMENTS-CAP PROJ(DEMPSEY)	<u>300,024.66</u>	<u>.00</u>	<u>24.66-</u>	<u>300,000.00</u>
FUND TOTALS	400,686.09	14,063.56	52,674.66-	362,074.99
2019 073 CAPITAL PROJECTS FUND(HAVA)				
2019 074 CAPITAL IMPROVEMENTS FUND				
CASH - CAP IMPROVEMENTS FUND	19,339.13	2,154.63	.00	21,493.76
INVESTMENTS - CAPITAL IMP	<u>861,456.99</u>	<u>.00</u>	<u>1,456.99-</u>	<u>860,000.00</u>
FUND TOTALS	880,796.12	2,154.63	1,456.99-	881,493.76
2019 078 CAPITAL PROJECTS-SEWER GRANT				
CASH	<u>.00</u>	<u>3,226.35</u>	<u>3,226.35-</u>	<u>.00</u>
FUND TOTALS	.00	3,226.35	3,226.35-	.00
2019 082 JP 2				
CASH IN BANK - JP #2	<u>3,492.52</u>	<u>1,949.21</u>	<u>3,609.39-</u>	<u>1,832.34</u>
FUND TOTALS	3,492.52	1,949.21	3,609.39-	1,832.34
2019 083 JUSTICE OF THE PEACE-PRCT # 3				
CASH IN BANK - JP # 3	<u>5,228.92</u>	<u>4,182.91</u>	<u>5,345.92-</u>	<u>4,065.91</u>
FUND TOTALS	5,228.92	4,182.91	5,345.92-	4,065.91
2019 084 JP # 4				
CASH IN BANK - JP # 4	<u>5,189.01</u>	<u>9,497.02</u>	<u>6,921.11-</u>	<u>7,764.92</u>
FUND TOTALS	5,189.01	9,497.02	6,921.11-	7,764.92
2019 085 JUSTICE OF THE PEACE-PRCT # 5				
CASH IN BANK - JP # 5	<u>7,973.52</u>	<u>17,152.70</u>	<u>9,795.02-</u>	<u>15,331.20</u>
FUND TOTALS	7,973.52	17,152.70	9,795.02-	15,331.20
2019 086 HRA FUND				
CASH - HRA FUND	<u>79,193.08</u>	<u>54.85</u>	<u>8,684.62-</u>	<u>70,563.31</u>
FUND TOTALS	79,193.08	54.85	8,684.62-	70,563.31
2019 087 COUNTY TREASURER'S ACCOUNTS				
CASH IN BANK - CO TREAS	<u>81,731.63</u>	<u>37,250.61</u>	<u>117,381.88-</u>	<u>1,600.36</u>
FUND TOTALS	81,731.63	37,250.61	117,381.88-	1,600.36
2019 088 COUNTY CLERK AGENCY FUND				
CASH IN BANK - CO CLERK	<u>30,490.56</u>	<u>56,429.00</u>	<u>37,381.76-</u>	<u>49,537.80</u>
FUND TOTALS	30,490.56	56,429.00	37,381.76-	49,537.80
2019 089 JUVENILE REST CHECKING				
CASH- JUV REST CHECKING	<u>345.04</u>	<u>237.05</u>	<u>145.04-</u>	<u>437.05</u>
FUND TOTALS	345.04	237.05	145.04-	437.05
GRAND TOTALS	<u>1,495,226.49</u>	<u>146,197.89</u>	<u>246,622.74-</u>	<u>1,394,801.64</u>

ACCOUNT NAME	BEGINNING CASH BALANCE	CASH RECEIPTS	CASH DISBURSEMENTS	ENDING CASH BALANCE
2019 023 HISTORICAL COMMISSION				
CASH - HISTORICAL COMMISSION	<u>18,343.05</u>	<u>13.50</u>	<u>57.50-</u>	<u>18,299.05</u>
FUND TOTALS	18,343.05	13.50	57.50-	18,299.05
2019 043 CONSTABLE 5 FORTITURE FUND				
CASH - CONST 5 FORFEITURE FUND	<u>498.47</u>	<u>.36</u>	<u>.00</u>	<u>498.83</u>
FUND TOTALS	498.47	.36	.00	498.83
2019 090 DISTRICT CLERK AGENCY FUND				
CASH IN BANK - DIST CLERK	<u>15,967.35</u>	<u>37,776.00</u>	<u>21,076.28-</u>	<u>32,667.07</u>
FUND TOTALS	15,967.35	37,776.00	21,076.28-	32,667.07
2019 091 FSA FUND				
CASH - FSA FUND	<u>1,295.74</u>	<u>.00</u>	<u>220.00-</u>	<u>1,075.74</u>
FUND TOTALS	1,295.74	.00	220.00-	1,075.74
2019 092 JUSTICE OF THE PEACE-PRCT # 1				
CASH IN BANK - JP # 1	<u>28,833.40</u>	<u>24,059.34</u>	<u>33,708.00-</u>	<u>19,184.74</u>
FUND TOTALS	28,833.40	24,059.34	33,708.00-	19,184.74
2019 097 PUBLIC WORKS				
CASH IN BANK - PUBLIC WKS	<u>2,280.25</u>	<u>4,260.54</u>	<u>2,210.25-</u>	<u>4,330.54</u>
FUND TOTALS	2,280.25	4,260.54	2,210.25-	4,330.54
GRAND TOTALS	<u>67,218.26</u>	<u>66,109.74</u>	<u>57,272.03-</u>	<u>76,055.97</u>

Combined Statement Of Cash Receipts And Disbursements From October to October

ACCOUNT NAME	BEGINNING CASH BALANCE	CASH RECEIPTS	CASH DISBURSEMENTS	ENDING CASH BALANCE
2018 040 D. A. SEIZURE FUND				
CASH - D A SEIZURE	<u>3,912.78</u>	<u>2.90</u>	<u>0.00</u>	<u>3,915.68</u>
FUND TOTAL	3,912.78	2.90	0.00	3,915.68
2018 048 D A STATE FUND				
CASH - DA STATE FUND	<u>6,948.25</u>	<u>4.11</u>	<u>1,904.32</u>	<u>5,048.04</u>
FUND TOTAL	6,948.25	4.11	1,904.32	5,048.04
2018 210 JUVENILE PROBATION FUND				
CASH - JUV PROB	119,411.51	61,275.68	22,825.42	157,861.77
CASH - SAVINGS	<u>89.85</u>	<u>0.00</u>	<u>0.00</u>	<u>89.85</u>
FUND TOTAL	119,501.36	61,275.68	22,825.42	157,951.62
2018 310 ADULT PROBATION FUND				
CASH - CSCD	118,860.10	44,454.90	64,599.69	98,715.31
INVESTMENTS - ADULT PROB	<u>145,000.00</u>	<u>0.00</u>	<u>0.00</u>	<u>145,000.00</u>
FUND TOTAL	263,860.10	44,454.90	64,599.69	243,715.31
2018 320 CSCD-COLLECTIONS				
CASH - CSCD COLLECTION	<u>61,739.44</u>	<u>138,253.31</u>	<u>154,866.06</u>	<u>45,126.69</u>
FUND TOTAL	61,739.44	138,253.31	154,866.06	45,126.69
GRAND TOTALS	455,961.93	243,990.90	244,195.49	455,757.34

	BEGINNING CASH BALANCE	CASH RECEIPTS	CASH DISBURSEMENTS	ENDING CASH BALANCE
Page one totals	12,035,422.29	1,315,705.93	-1,588,844.17	11,762,284.05
Page two totals	1,157,944.88	52,059.05	-15,891.55	1,194,112.38
Page three totals	1,495,226.49	146,197.89	-246,622.74	1,394,801.64
Page four totals	67,218.26	66,109.74	-57,272.03	76,055.97
	455,961.93	243,990.90	-244,195.49	455,757.34
Grand total of all pages	<u>15,211,773.85</u>	<u>1,824,063.51</u>	<u>-2,152,825.98</u>	<u>14,883,011.38</u>

Investment Report for October 2018

<b>General Fund</b>	<b>Beginning Balance</b>	<b>Deposit- Int</b>	<b>Transfer In</b>	<b>Transfer Out</b>	<b>Ending Balance</b>
First Natl Bank -Santo Dated 7/1/2010 Renewed Due 7/1/2019 12 months CD # 20633 Rate 1.00%	\$3,040,000.00	\$10,281.65	\$0.00	\$10,281.65	\$ 3,040,000.00
First Natl Bank -Santo Dated 3/21/2018 Due 3/21/2019 12 months CD # 22792 Rate 1.95%	\$5,500,000.00				\$ 5,500,000.00
	<b>\$8,540,000.00</b>	<b>\$10,281.65</b>	<b>\$0.00</b>	<b>\$10,281.65</b>	<b>\$8,540,000.00</b>
					<b>Total for Fund</b>

<b>Road &amp; Bridge Pct #1</b>	<b>Beginning Balance</b>	<b>Deposit- Int</b>	<b>Transfer In</b>	<b>Transfer Out</b>	<b>Ending Balance</b>
First Natl Bank -Santo Dated 1/24/2012 Renewed Due 1/15/2019 182days CD #21308 Rate 1.00%	\$166,000.00	\$0.00	\$0.00	\$0.00	\$166,000.00
First Natl Bank -Santo Dated 3/21/2018 Due 3/21/2019 12 months CD # 22793 Rate 1.95%	\$300,000.00				\$300,000.00
	<b>\$466,000.00</b>	<b>\$0.00</b>	<b>\$0.00</b>	<b>\$0.00</b>	<b>\$466,000.00</b>
					<b>Total for Fund</b>

<b>Road &amp; Bridge Pct #2</b>	<b>Beginning Balance</b>	<b>Deposit- Int</b>	<b>Transfer In</b>	<b>Transfer Out</b>	<b>Ending Balance</b>
First Natl Bank -Santo Dated 11/22/2011 Renewed Due 11/13/2018 6 months CD # 21213 Rate 1.00%	\$311,000.00	\$0.00	\$0.00	\$0.00	\$311,000.00
First Natl Bank -Santo Dated 3/21/2018 Due 3/21/2019 12 months CD # 22794 Rate 1.95%	\$700,000.00				\$700,000.00
	<b>\$1,011,000.00</b>	<b>\$0.00</b>	<b>\$0.00</b>	<b>\$0.00</b>	<b>\$1,011,000.00</b>
					<b>Total for Fund</b>

<b>Road &amp; Bridge Pct #3</b>	<b>Beginning Balance</b>	<b>Deposit- Int</b>	<b>Transfer In</b>	<b>Transfer Out</b>	<b>Ending Balance</b>
First Natl Bank -Santo Dated 1/23/2012 Renewed Due 1/15/2019 6 months CD # 21305 Rate 1.00%	\$309,000.00	\$0.00	\$0.00	\$0.00	\$309,000.00
First Natl Bank -Santo Dated 3/21/2018 Due 3/21/2019 12 months CD # 22795 Rate 1.95%	\$300,000.00				\$300,000.00
	<b>\$609,000.00</b>	<b>\$0.00</b>	<b>\$0.00</b>	<b>\$0.00</b>	<b>\$609,000.00</b>
					<b>Total for Fund</b>

<b>Road &amp; Bridge Pct #4</b>	<b>Beginning Balance</b>	<b>Deposit- Int</b>	<b>Transfer In</b>	<b>Transfer Out</b>	<b>Ending Balance</b>
First Natl Bank -Santo Dated 5/22/2012 Renewed Due 11/22/2018 30 days CD # 21813 Rate 1.00%	\$279,000.00	\$217.32	\$0.00	\$40,217.32	\$239,000.00
First Natl Bank -Santo Dated 3/21/2018 Due 3/21/2019 12 months CD # 22796 Rate 1.95%	\$300,000.00				\$300,000.00
	<b>\$579,000.00</b>	<b>\$217.32</b>	<b>\$0.00</b>	<b>\$40,217.32</b>	<b>\$539,000.00</b>
					<b>Total for Fund</b>

<b>County Clerk Preservation Records</b>	<b>Beginning Balance</b>	<b>Deposit- Int</b>	<b>Transfer In</b>	<b>Transfer Out</b>	<b>Ending Balance</b>
First Natl Bank -Santo Dated 4/8/2011 Renewed Due 3/29/2019 6 months CD # 20946 Rate 1.00%	\$130,000.00	\$0.00	\$0.00	\$0.00	\$130,000.00
First Natl Bank -Santo Dated 3/21/2018 Due 3/21/2019 12 months CD # 22797 Rate 1.95%	\$300,000.00				\$300,000.00
	<b>\$430,000.00</b>				<b>\$430,000.00</b>
					<b>Total for Fund</b>



<b>Palo Pinto Courthouse Security Fee Fund</b>	<b>Beginning Balance</b>	<b>Deposit- Int</b>	<b>Transfer In</b>	<b>Transfer Out</b>	<b>Ending Balance</b>
First Natl Bank -Santo Dated 4/8/2011 Renewed Due 3/29/2019 6 months CD # 20948 Rate 1.00%	\$75,000.00	\$0.00	\$0.00	\$0.00	\$75,000.00
	\$75,000.00				\$75,000.00
					Total for Fund

<b>Capital Projects (Dempse)</b>	<b>Beginning Balance</b>	<b>Deposit- Int</b>	<b>Transfer In</b>	<b>Transfer Out</b>	<b>Ending Balance</b>
First Natl Bank -Santo Dated 4/8/2011 Renewed Due 3/29/2019 6 months CD # 20949 Rate 1.00%	\$300,000.00	\$0.00	\$0.00	\$0.00	\$300,000.00
	\$300,000.00				\$300,000.00
					Total for Fund

<b>Capital Improvements Fund</b>	<b>Beginning Balance</b>	<b>Deposit- Int</b>	<b>Transfer In</b>	<b>Transfer Out</b>	<b>Ending Balance</b>
First Natl Bank -Santo Dated 10/30/2017 Due 10/30/2019 12 months CD # 22719 Rate 1.00%	\$860,000.00	\$2,140.27	\$0.00	\$2,140.27	\$860,000.00
	\$860,000.00				\$860,000.00
					Total for Fund

<b>29th Judicial District CSCD</b>	<b>Beginning Balance</b>	<b>Deposit- Int</b>	<b>Transfer In</b>	<b>Transfer Out</b>	<b>Ending Balance</b>
First Natl Bank-Santo Dated 9/14/2011 Renewed Due 9/14/2019 12 months CD21155 Rate 1.00	\$145,000.00	0.00	\$0.00	\$0.00	\$145,000.00
	\$145,000.00				\$ 145,000.00
					Total for Fund

**\$12,975,000.00**

**FROST BANK  
ATTN CUSTODY SERVICES  
100 WEST HOUSTON STREET  
SAN ANTONIO, TX 78205**

**As of 10/31/2018  
Sales Representative: Jeffrey D. Beckel**

**Audit Statement**

**Account No: 1001254**

**THE COMANCHE NATIONAL BANK  
ATTN JAIMIE DICKSON**

**P O BOX 191  
COMANCHE, TX 76442**

**\* The information included on this statement is based upon settlement date rather than entered date.**


Security Receipt	Trade Date Settled	Cost Basis	Par/Shares Original Face	Description Rate, Maturity
3128CUVW3 160096955	05/12/2015 05/15/2015	N/A	787,800.34 2,000,000.00	FHLMC 20 YEAR FIXED POOL G30629 4.00, 09/01/2032 PALO PINTO CTY
Pledged (706)	As of 12/29/2015		787,800.34 2,000,000.00	
3128MDXA6 237000191	01/02/2014 01/16/2014	107.937500	864,558.08 2,000,000.00	FHLMC 15 YR FIXED POOL G14973 4.00, 12/01/2028 PALO PINTO CTY
Pledged (706)	As of 01/02/2015		864,558.08 2,000,000.00	
3128P74X8 239014413	03/14/2017 03/17/2017	N/A	1,454,429.72 3,365,000.00	FHLMC 20 YEAR FIXED PL C91738 4.00, 11/01/2033 PALO PINTO CTY
Pledged (706)	As of 12/27/2017		1,454,429.72 3,365,000.00	
3128P76Z1 237005824	01/14/2015 01/20/2015	N/A	997,616.47 2,050,000.00	FHLMC 20 YR FIXED POOL C91788 4.00, 10/01/2034 PALO PINTO CTY
Pledged (706)	As of 12/28/2016		997,616.47 2,050,000.00	
3128P77G2 237005686	01/05/2015 01/14/2015	N/A	1,336,700.55 2,532,437.00	FHLMC 20 YR FIXED POOL C91795 4.00, 10/01/2034 PALO PINTO CTY
Pledged (706)	As of 12/30/2016		1,336,700.55 2,532,437.00	
3128P8AT8 239006839	04/05/2016 04/13/2016	N/A	1,332,797.29 2,200,000.00	FHLMC 20 YEAR FIXED POOL C91818 4.00, 02/01/2035 PALO PINTO CTY
Pledged (706)	As of 08/16/2016		1,332,797.29 2,200,000.00	
3132FTAL2 160105247	11/09/2016 11/25/2016	N/A	1,501,473.23 2,500,000.00	FHLMC 20 YEAR FIXED PL U59010 4.00, 11/01/2034 PALO PINTO CTY
Pledged (706)	As of 12/29/2016		1,501,473.23 2,500,000.00	
3132HWAU3 239019342	10/26/2017 11/17/2017	N/A	1,759,371.54 2,000,000.00	FHLMC PL U59043 4.00, 05/01/2036 PALO PINTO CTY
Pledged (706)	As of 01/05/2018		1,759,371.54 2,000,000.00	

Security Receipt	Trade Date Settled	Cost Basis	Par/Shares Original/Face	Description Rate, Maturity
3132J4EU9	11/27/2017	N/A	1,727,956.59	FHLMC PL G30846
160110150	11/30/2017		2,900,000.00	4.00, 01/01/2034
Pledged (706)	As of 01/04/2018		1,727,956.59	PALO PINTO CTY
			2,900,000.00	
3138ELA52	05/17/2013	109.593750	634,615.56	FNMA 20 YEAR FIXED
160085597	05/30/2013		2,000,000.00	POOL AL3627
Pledged (706)	As of 05/27/2014		634,615.56	4.50, 04/01/2032
			2,000,000.00	PALO PINTO CTY
3138ENB99	06/03/2014	N/A	710,543.56	FNMA 15 YR FIXED
237002554	06/20/2014		2,000,000.00	POOL AL5463
Pledged (706)	As of 06/16/2016		710,543.56	3.50, 08/01/2026
			2,000,000.00	PALO PINTO CTY
3138ETYH3	12/15/2016	N/A	1,466,299.46	FNMA 20 YEAR FIXED
239012689	12/30/2016		2,100,000.00	POOL AL8811
Pledged (706)	As of 01/03/2017		1,466,299.46	4.00, 04/01/2036
			2,100,000.00	PALO PINTO CTY
3138WK6N0	11/13/2017	N/A	1,788,436.69	FNMA PL AS9876
160110009	11/16/2017		2,100,000.00	4.00, 06/01/2032
Pledged (706)	As of 12/19/2017		1,788,436.69	PALO PINTO CTY
			2,100,000.00	
3140J7NB7	12/21/2017	N/A	1,800,577.14	FNMA PL BM3085
239020049	12/26/2017		2,050,000.00	4.00, 08/01/2032
Pledged (706)	As of 01/02/2018		1,800,577.14	PALO PINTO CTY
			2,050,000.00	
31410LJB9	02/14/2013	N/A	813,492.40	FNMA 20 YEAR FIXED
154076498	02/19/2013		2,000,000.00	POOL 890458
Pledged (706)	As of 05/27/2014		813,492.40	3.50, 02/01/2033
			2,000,000.00	PALO PINTO CTY
31412QFE4	11/28/2017	N/A	1,740,985.22	FNMA PL 931765
160110148	11/30/2017		6,350,000.00	4.50, 08/01/2039
Pledged (706)	As of 12/15/2017		1,740,985.22	PALO PINTO CTY
			6,350,000.00	

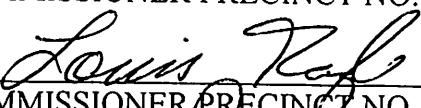
Security Receipt	Trade Date Settled	Cost Basis	Par/Shares Original Face	Description Rate, Maturity
31418A6A1 237004544	11/05/2014 11/13/2014	N/A	956,648.09 2,200,000.00	FNMA 20 YR FIXED POOL MA1764 4.00, 01/01/2034 PALO PINTO CTY
Pledged (706)	As of 12/30/2014		956,648.09 2,200,000.00	
31418AH84 160092458	09/05/2014 09/11/2014	N/A	804,826.42 2,150,000.00	FNMA 20 YEAR FIXED POOL MA1154 4.00, 08/01/2032 PALO PINTO CTY
Pledged (706)	As of 01/29/2016		804,826.42 2,150,000.00	
31418AJL3 239000938	06/08/2015 06/11/2015	N/A	733,309.86 2,000,000.00	FNMA 20 YEAR FIXED POOL MA1166 3.50, 09/01/2032 PALO PINTO CTY
Pledged (706)	As of 01/04/2016		733,309.86 2,000,000.00	
31418ALC0 237002856	07/18/2014 07/21/2014	N/A	838,334.68 2,500,000.00	FNMA 20 YEAR FIXED POOL MA1222 4.00, 10/01/2032 PALO PINTO CTY
Pledged (706)	As of 12/28/2016		838,334.68 2,500,000.00	
31418BM37 160099957	12/15/2015 12/18/2015	N/A	1,387,603.39 2,800,000.00	FNMA 20 YEAR FIXED POOL MA2177 4.00, 02/01/2035 PALO PINTO CTY
Pledged (706)	As of 01/06/2016		1,387,603.39 2,800,000.00	
31418CDZ4 160109150	08/28/2017 08/31/2017	N/A	812,321.61 1,075,000.00	FNMA PL MA 2819 4.00, 11/01/2036 PALO PINTO CTY
Pledged (706)	As of 12/14/2017		812,321.61 1,075,000.00	
3622A2DL3 160087533	08/22/2013 09/17/2013	99.031250	794,944.03 2,150,000.00	GNMA I POOL 783707 2.50, 01/15/2028 PALO PINTO CTY
Pledged (706)	As of 12/27/2013		794,944.03 2,150,000.00	
<b>Pledged USD Par</b>			<b>27,045,641.90</b>	
<b>Pledged USD Orig Face</b>			<b>55,022,437.00</b>	


We, the undersigned County Judge and Commissioners in and for Palo Pinto County, Texas, hereby certify that we have this date made an examination of and compared the County Treasurer's Monthly Report for **OCTOBER 2018** filed with us on the 21st day of December 2018, and have found the same to be correct and in due order and that the total of all funds held by the County Treasurer, as well as other assets in her hands is the sum of **\$14,883,011.38**.


WITNESS OUR HANDS, officially, this 21st day of December 2018.


  
\_\_\_\_\_  
COUNTY JUDGE

  
\_\_\_\_\_  
COMMISSIONER PRECINCT NO. 1

  
\_\_\_\_\_  
COMMISSIONER PRECINCT NO. 2

  
\_\_\_\_\_  
COMMISSIONER PRECINCT NO. 3

  
\_\_\_\_\_  
COMMISSIONER PRECINCT NO. 4



SWORN TO AND SUBSCRIBED BEFORE ME, County Judge and County Commissioners of said Palo Pinto County, each respectively, on this 21<sup>st</sup> day of December 2018.

BEFORE ME, the undersigned authority, on this day personally appeared Tanya Fallin, County Treasurer of Palo Pinto County, says that the within and foregoing report is true and correct.

  
\_\_\_\_\_  
COUNTY TREASURER

FILED FOR RECORD THIS 21<sup>st</sup> day of December 2018 and recorded 21<sup>st</sup> day of December 2018.

  
\_\_\_\_\_  
COUNTY CLERK