

**COUNTY TREASURER'S
MONTHLY AND QUARTERLY REPORT
9/30/2022**

SUBMITTED TO: COMMISSIONER'S COURT, PALO PINTO COUNTY

PREPARED AND SUBMITTED BY: TANYA FALLIN, COUNTY TREASURER

This report is made in accordance with provisions of Gov. Code 2256, The Public Funds Investment Act, which require quarterly reporting of investment transactions for county funds to the commissioner's court. The investments held in Palo Pinto County's portfolio comply with the Public Funds Investment and with County's policy and strategies.

ACCOUNT NAME	BEGINNING CASH BALANCE	CASH RECEIPTS	CASH DISBURSEMENTS	ENDING CASH BALANCE
2022 010 GENERAL FUND				
CASH - GEN FUND	582,307.46	1,095,397.10	1,632,747.15-	44,957.41
INVESTMENTS - GEN FUND	<u>13,829,340.45</u>	<u>29,942.19</u>	<u>511,586.34-</u>	<u>13,347,696.30</u>
FUND TOTALS	14,411,647.91	1,125,339.29	2,144,333.49-	13,392,653.71
2022 011 ROAD & BRIDGE - PRCT #1				
CASH - R & B #1	48,226.57	11,241.12	57,663.37-	1,804.32
INVESTMENTS - R & B #1	<u>732,860.55</u>	<u>1,762.12</u>	<u>81.85-</u>	<u>734,540.82</u>
FUND TOTALS	781,087.12	13,003.24	57,745.22-	736,345.14
2022 012 ROAD & BRIDGE - PRCT #2				
CASH - PRCT #2	39,463.46	164,853.09	176,175.71-	28,140.84
INVESTMENTS - PRCT #2	<u>1,195,543.34</u>	<u>2,668.26</u>	<u>150,208.32-</u>	<u>1,048,003.28</u>
FUND TOTALS	1,235,006.80	167,521.35	326,384.03-	1,076,144.12
2022 013 ROAD & BRIDGE - PRCT #3				
CASH - PRCT #3	44,192.85	66,396.79	85,470.71-	25,118.93
INVESTMENTS - PRCT #3	<u>818,940.24</u>	<u>1,933.64</u>	<u>50,119.05-</u>	<u>770,754.83</u>
FUND TOTALS	863,133.09	68,330.43	135,589.76-	795,873.76
2022 014 ROAD & BRIDGE - PRCT #4				
CASH - PRCT #4	49,612.39	63,069.77	73,824.02-	38,858.14
INVESTMENTS - PRCT #4	<u>1,040,200.67</u>	<u>2,467.19</u>	<u>50,148.80-</u>	<u>992,519.06</u>
FUND TOTALS	1,089,813.06	65,536.96	123,972.82-	1,031,377.20
2022 015 CETRZ FUND				
CASH IN BANK - CERTZ	<u>77,888.69-</u>	<u>57,617.90</u>	<u>20,381.35-</u>	<u>40,652.14-</u>
FUND TOTALS	77,888.69-	57,617.90	20,381.35-	40,652.14-
2022 024 MARLOW CEMETERY TRUST				
CASH IN BANK	<u>977.92</u>	<u>2.84</u>	<u>.00</u>	<u>980.76</u>
FUND TOTALS	977.92	2.84	.00	980.76
2022 025 CO ATTORNEY - (SPECIAL REV)				
CASH - CO ATTY (SP REV)	<u>811.55</u>	<u>67.37</u>	<u>.00</u>	<u>878.92</u>
FUND TOTALS	811.55	67.37	.00	878.92
2022 030 DISTRICT ATTORNEY (SP REV)				
CASH - D A (SP REV)	<u>1,576.57</u>	<u>4.58</u>	<u>.00</u>	<u>1,581.15</u>
FUND TOTALS	1,576.57	4.58	.00	1,581.15
2022 032 TAX ASSESSOR-COLLECTOR(SP REV)				
CASH IN BANK	<u>7,523.74</u>	<u>216.27</u>	<u>.00</u>	<u>7,740.01</u>
FUND TOTALS	7,523.74	216.27	.00	7,740.01
2022 035 HOTEL/MOTEL OCCUPANCY TAX				
CASH - HOTEL/MOTEL TAX	133,005.85	13,632.81	95,695.64-	50,943.02
INVESTMENTS - HOTEL/MOTEL TAX	<u>21,262.27</u>	<u>52.19</u>	<u>.00</u>	<u>21,314.46</u>
FUND TOTALS	154,268.12	13,685.00	95,695.64-	72,257.48
GRAND TOTALS	<u>18,467,957.19</u>	<u>1,511,325.23</u>	<u>2,904,102.31-</u>	<u>17,075,180.11</u>

ACCOUNT NAME	BEGINNING CASH BALANCE	CASH RECEIPTS	CASH DISBURSEMENTS	ENDING CASH BALANCE
2022 042 D.A. FORFEITURE FUND				
CASH - D A FORFEITURE	<u>85,986.41</u>	<u>261.36</u>	<u>647.71-</u>	<u>85,600.06</u>
FUND TOTALS	85,986.41	261.36	647.71-	85,600.06
2022 045 SHERIFF DEPT FORFEITURE FUND				
CASH - S.O. FORFEITURE FUND	4,838.28	14.03	.00	4,852.31
INVESTMENTS - SHERIFF FORFEITU	<u>35,699.16</u>	<u>87.63</u>	<u>.00</u>	<u>35,786.79</u>
FUND TOTALS	40,537.44	101.66	.00	40,639.10
2022 049 ELECTION SERVICES FUND				
CASH IN BANK - ELECTION SERV	<u>5,082.75</u>	<u>15.03</u>	<u>.00</u>	<u>5,097.78</u>
FUND TOTALS	5,082.75	15.03	.00	5,097.78
2022 050 COUNTY CLERK - PRF ACCOUNT				
CASH IN BANK - PRF	149,652.59	15,827.18	2,272.41-	163,207.36
INVESTMENTS - PRF FUND	<u>674,708.90</u>	<u>1,595.88</u>	<u>133.92-</u>	<u>676,170.86</u>
FUND TOTALS	824,361.49	17,423.06	2,406.33-	839,378.22
2022 051 DISTRICT CLERK - PRF ACCOUNT				
CASH IN BANK - PRF #3	38,722.10	2,147.25	.00	40,869.35
INVESTMENTS - DIST CLERK PRF	<u>66,929.13</u>	<u>164.30</u>	<u>.00</u>	<u>67,093.43</u>
FUND TOTALS	105,651.23	2,311.55	.00	107,962.78
2022 052 PRESERVATION OF RECORDS FUND				
CASH IN BANK - PRF #2	21,543.27	169.00	.00	21,712.27
INVESTMENTS - PRESERV OF RECOR	<u>77,225.92</u>	<u>189.57</u>	<u>.00</u>	<u>77,415.49</u>
FUND TOTALS	98,769.19	358.57	.00	99,127.76
2022 053 JUVENILE CASE MANAGER FUND				
CASH IN BANK	<u>22,374.27</u>	<u>2,021.57</u>	<u>.00</u>	<u>24,395.84</u>
FUND TOTALS	22,374.27	2,021.57	.00	24,395.84
2022 054 LAW LIBRARY FUND				
CASH IN BANK - LAW LIBRARY	13,248.41	1,788.47	880.26-	14,156.62
INVESTMENTS - LAW LIBRARY	<u>91,196.89</u>	<u>223.87</u>	<u>.00</u>	<u>91,420.76</u>
FUND TOTALS	104,445.30	2,012.34	880.26-	105,577.38
2022 055 COURTHOUSE SECURITY FEE FUND				
CASH IN BANK - SECURITY FEE	43,678.21	2,896.34	23,584.69-	22,989.86
INVESTMENTS - COURTHOUSE SEC	<u>37,223.24</u>	<u>91.38</u>	<u>.00</u>	<u>37,314.62</u>
FUND TOTALS	80,901.45	2,987.72	23,584.69-	60,304.48
2022 056 TECHNOLOGY FUND				
CASH IN BANK - TECH FUND	16,301.00	1,782.10	242.17-	17,840.93
INVESTMENTS - TECHNOLOGY FUND	<u>82,374.31</u>	<u>202.21</u>	<u>.00</u>	<u>82,576.52</u>
FUND TOTALS	98,675.31	1,984.31	242.17-	100,417.45
2022 057 JUSTICE COURT SECURITY FUND				
CASH - JUSTICE SECURITY FEE	<u>35,458.98</u>	<u>584.73</u>	<u>.00</u>	<u>36,043.71</u>
FUND TOTALS	35,458.98	584.73	.00	36,043.71
2022 058 EMPLOYEE FUND				
CASH - EMPLOYEE FUND	<u>4,840.96</u>	<u>102.76</u>	<u>18.48-</u>	<u>4,925.24</u>
FUND TOTALS	4,840.96	102.76	18.48-	4,925.24
GRAND TOTALS	<u>1,507,084.78</u>	<u>30,164.66</u>	<u>27,779.64-</u>	<u>1,509,469.80</u>

ACCOUNT NAME	BEGINNING CASH BALANCE	CASH RECEIPTS	CASH DISBURSEMENTS	ENDING CASH BALANCE
2022 062 DEBT SERVICE - TX CAPITAL FUND				
CASH - TX CAPITAL FUND	<u>.00</u>	<u>2,333.34</u>	<u>2,333.34-</u>	<u>.00</u>
FUND TOTALS	.00	2,333.34	2,333.34-	.00
2022 070 TX CAPITAL FUND-TX BEST PROTEI				
CASH - TX CAPITAL FUND	<u>100.00</u>	<u>.00</u>	<u>.00</u>	<u>100.00</u>
FUND TOTALS	100.00	.00	.00	100.00
2022 072 CAPITAL PROJECTS FUND(DEMPSEY)				
CASH - CAP PROJ(DEMPSEY)	181,356.42	513.63	.00	181,870.05
INVESTMENTS-CAP PROJ(DEMPSEY)	<u>338,601.48</u>	<u>831.20</u>	<u>.00</u>	<u>339,432.68</u>
FUND TOTALS	519,957.90	1,344.83	.00	521,302.73
2022 074 CAPITAL IMPROVEMENTS FUND				
CASH - CAP IMPROVEMENTS FUND	1,379,317.23	3,620.89	208,184.27-	1,174,753.85
INVESTMENTS - CAPITAL IMP	<u>415,433.14</u>	<u>1,019.81</u>	<u>.00</u>	<u>416,452.95</u>
FUND TOTALS	1,794,750.37	4,640.70	208,184.27-	1,591,206.80
2022 082 JP 2				
CASH IN BANK - JP #2	<u>2,348.13</u>	<u>568.63</u>	<u>2,348.13-</u>	<u>568.63</u>
FUND TOTALS	2,348.13	568.63	2,348.13-	568.63
2022 083 JUSTICE OF THE PEACE-PRCT # 3				
CASH IN BANK - JP # 3	<u>15,155.96</u>	<u>11,161.50</u>	<u>16,547.96-</u>	<u>9,769.50</u>
FUND TOTALS	15,155.96	11,161.50	16,547.96-	9,769.50
2022 084 JP # 4				
CASH IN BANK - JP # 4	<u>13,111.36</u>	<u>17,610.24</u>	<u>15,332.96-</u>	<u>15,388.64</u>
FUND TOTALS	13,111.36	17,610.24	15,332.96-	15,388.64
2022 085 JUSTICE OF THE PEACE-PRCT # 5				
CASH IN BANK - JP # 5	<u>15,964.61</u>	<u>12,493.10</u>	<u>16,777.61-</u>	<u>11,680.10</u>
FUND TOTALS	15,964.61	12,493.10	16,777.61-	11,680.10
2022 086 HRA FUND				
CASH - HRA FUND	<u>100,539.55</u>	<u>280.49</u>	<u>12,570.36-</u>	<u>88,249.68</u>
FUND TOTALS	100,539.55	280.49	12,570.36-	88,249.68
2022 087 COUNTY TREASURER'S ACCOUNTS				
CASH IN BANK - CO TREAS	<u>38,317.40</u>	<u>31,770.48</u>	<u>.00</u>	<u>70,087.88</u>
FUND TOTALS	38,317.40	31,770.48	.00	70,087.88
2022 088 COUNTY CLERK AGENCY FUND				
CASH IN BANK - CO CLERK	<u>44,789.28</u>	<u>89,909.81</u>	<u>93,077.56-</u>	<u>41,621.53</u>
FUND TOTALS	44,789.28	89,909.81	93,077.56-	41,621.53
GRAND TOTALS	<u>2,545,034.56</u>	<u>172,113.12</u>	<u>367,172.19-</u>	<u>2,349,975.49</u>

ACCOUNT NAME	BEGINNING CASH BALANCE	CASH RECEIPTS	CASH DISBURSEMENTS	ENDING CASH BALANCE
2022 023 HISTORICAL COMMISSION				
CASH - HISTORICAL COMMISSION	<u>22,633.67</u>	<u>735.99</u>	<u>120.00-</u>	<u>23,249.66</u>
FUND TOTALS	22,633.67	735.99	120.00-	23,249.66
2022 037 CO ATTY PRETRIAL INTERVENTION				
CASH	<u>30,878.54</u>	<u>87.95</u>	<u>576.28-</u>	<u>30,390.21</u>
FUND TOTALS	30,878.54	87.95	576.28-	30,390.21
2022 046 AMERICAN RESCUE PLAN ACT-2021				
CASH-AMERICAN RESCUE PLAN ACT	<u>5,704,358.50</u>	<u>14,003.03</u>	<u>.00</u>	<u>5,718,361.53</u>
FUND TOTALS	5,704,358.50	14,003.03	.00	5,718,361.53
2022 059 COUNTY SPECIALTY COURT				
CASH IN BANK	<u>5,098.58</u>	<u>726.49</u>	<u>.00</u>	<u>5,825.07</u>
FUND TOTALS	5,098.58	726.49	.00	5,825.07
2022 063 I & S FUND - CERT OF OBLIGATIO				
CASH - I&S/TWDB	<u>5,361.96</u>	<u>532.64</u>	<u>605.60-</u>	<u>5,289.00</u>
FUND TOTALS	5,361.96	532.64	605.60-	5,289.00
2022 071 CAPITAL PROJECTS FUND				
CASH-CERTIFICATES OF OBLIGATIO	96,703.80	282.24	.00	96,986.04
CASH - CERT OF OBLIGATION	<u>332,953.13</u>	<u>829.53</u>	<u>.00</u>	<u>333,782.66</u>
FUND TOTALS	429,656.93	1,111.77	.00	430,768.70
2022 073 CAPITAL PROJECTS FUND(HAVA)				
CASH - CAP PROJ(HAVA)	<u>116,787.73</u>	<u>340.04</u>	<u>.00</u>	<u>117,127.77</u>
FUND TOTALS	116,787.73	340.04	.00	117,127.77
2022 089 JUVENILE REST CHECKING				
CASH- JUV REST CHECKING	<u>408.99</u>	<u>55.68</u>	<u>253.99-</u>	<u>210.68</u>
FUND TOTALS	408.99	55.68	253.99-	210.68
2022 090 DISTRICT CLERK AGENCY FUND				
CASH IN BANK - DIST CLERK	<u>26,515.19</u>	<u>15,764.63</u>	<u>26,180.16-</u>	<u>16,099.66</u>
FUND TOTALS	26,515.19	15,764.63	26,180.16-	16,099.66
2022 092 JUSTICE OF THE PEACE-PRCT # 1				
CASH IN BANK - JP # 1	<u>23,126.53</u>	<u>21,915.31</u>	<u>24,091.53-</u>	<u>20,950.31</u>
FUND TOTALS	23,126.53	21,915.31	24,091.53-	20,950.31
2022 097 PUBLIC WORKS				
CASH IN BANK - PUBLIC WKS	<u>6,229.65</u>	<u>3,608.75</u>	<u>5,709.65-</u>	<u>4,128.75</u>
FUND TOTALS	6,229.65	3,608.75	5,709.65-	4,128.75
GRAND TOTALS	<u>6,371,056.27</u>	<u>58,882.28</u>	<u>57,537.21-</u>	<u>6,372,401.34</u>

ACCOUNT NAME	BEGINNING CASH BALANCE	CASH RECEIPTS	CASH DISBURSEMENTS	ENDING CASH BALANCE
2022 075 COURT FACILITY FUND				
CASH IN BANK-COURT FACILITY FU	<u>5,184.82</u>	<u>1,016.13</u>	<u>.00</u>	<u>6,200.95</u>
FUND TOTALS	5,184.82	1,016.13	.00	6,200.95
GRAND TOTALS	<u>5,184.82</u>	<u>1,016.13</u>	<u>.00</u>	<u>6,200.95</u>

Combined Statement Of Cash Receipts And Disbursements From September to September

ACCOUNT NAME	BEGINNING CASH BALANCE	CASH RECEIPTS	CASH DISBURSEMENTS	ENDING CASH BALANCE
2022 040 D. A. SEIZURE FUND				
CASH - D A SEIZURE	<u>4,010.11</u>	<u>11.67</u>	<u>0.00</u>	<u>4,021.78</u>
FUND TOTAL	4,010.11	11.67	0.00	4,021.78
2022 048 D A STATE FUND				
CASH - DA STATE FUND	<u>808.67</u>	<u>8,664.61</u>	<u>2,955.60</u>	<u>6,517.68</u>
FUND TOTAL	808.67	8,664.61	2,955.60	6,517.68
2022 210 JUVENILE PROBATION FUND				
CASH - JUV PROB	17,006.31	35,056.95	51,851.21	212.05
CASH - SAVINGS	90.18	0.00	0.00	90.18
INVESTMENTS - JUVENILE PROB	<u>0.00</u>	<u>0.00</u>	<u>0.00</u>	<u>0.00</u>
FUND TOTAL	17,096.49	35,056.95	51,851.21	302.23
2022 310 ADULT PROBATION FUND				
CASH - CSCD	174,569.47	95,698.95	47,964.79	222,303.63
INVESTMENTS - ADULT PROB	<u>199,719.82</u>	<u>490.27</u>	<u>0.00</u>	<u>200,210.09</u>
FUND TOTAL	374,289.29	96,189.22	47,964.79	422,513.72
2022 320 CSCD-COLLECTIONS				
CASH - CSCD COLLECTION	<u>53,482.29</u>	<u>43,756.08</u>	<u>54,152.29</u>	<u>43,086.08</u>
FUND TOTAL	53,482.29	43,756.08	54,152.29	43,086.08
GRAND TOTALS	449,686.85	183,678.53	156,923.89	476,441.49

	BEGINNING CASH BALANCE	CASH RECEIPTS	CASH DISBURSEMENTS	ENDING CASH BALANCE
Page one totals	18,467,957.19	1,511,325.23	-2,904,102.31	17,075,180.11
Page two totals	1,507,084.78	30,164.66	-27,779.64	1,509,469.80
Page three totals	2,545,034.56	172,113.12	-367,172.19	2,349,975.49
Page four totals	6,371,056.27	58,882.28	-57,537.21	6,372,401.34
Page Five totals	5,184.82	1,016.13	0.00	6,200.95
Page Six totals	449,686.85	183,678.53	-156,923.89	476,441.49
Grand total of all pages	29,346,004.47	1,957,179.95	-3,513,515.24	27,789,669.18

Investment Report for September 2022

General Fund	Beginning Balance	Deposit-Int	Transfer In	Transfer Out	Ending Balance
First Natl Bank - Santo Dated 3/21/2018 Due 3/21/2023 12 months CD # 22792 Rate 0.35%	\$8,011,743.88	\$1,843.80	\$0.00	\$8,013,587.68	\$0.00
Simmons Bank Dated 9/10/2019 Money Market Account #1335	\$5,817,596.57	\$25,717.53	\$8,004,382.20	\$500,000.00	\$13,347,696.30
	\$13,829,340.45	\$27,561.33	\$8,004,382.20	\$8,513,587.68	\$13,347,696.30
					Total for Fund

Road & Bridge Pct #1	Beginning Balance	Deposit-Int	Transfer In	Transfer Out	Ending Balance
First Natl Bank - Santo Dated 3/21/2018 Due 3/21/2023 12 months CD # 22793 Rate 0.35%	\$275,403.70	\$50.17	\$0.00	\$275,453.87	\$0.00
Simmons Bank Dated 9/10/2019 Money Market Account #1394	\$457,456.85	\$1,630.10	\$275,453.87	\$0.00	\$734,540.82
	\$732,860.55	\$1,680.27	\$275,453.87	\$275,453.87	\$734,540.82
					Total for Fund

Road & Bridge Pct #2	Beginning Balance	Deposit-Int	Transfer In	Transfer Out	Ending Balance
First Natl Bank - Santo Dated 3/21/2018 Due 3/21/2023 12 months CD # 22794 Rate 0.35%	\$701,027.59	\$127.72	\$0.00	\$701,155.31	\$0.00
Simmons Bank Dated 9/10/2019 Money Market Account #1408	\$494,515.75	\$2,332.22	\$701,155.31	\$150,000.00	\$1,048,003.28
	\$1,195,543.34	\$2,459.94	\$701,155.31	\$851,155.31	\$1,048,003.28
					Total for Fund

Road & Bridge Pct #3	Beginning Balance	Deposit-Int	Transfer In	Transfer Out	Ending Balance
First Natl Bank - Santo Dated 3/21/2018 Due 3/21/2023 12 months CD # 22795 Rate 0.35%	\$400,587.20	\$72.98	\$0.00	\$400,660.18	\$0.00
Simmons Bank Dated 9/10/2019 Money Market Account #1416	\$418,353.04	\$1,741.61	\$400,660.18	\$50,000.00	\$770,754.83
	\$818,940.24	\$1,814.59	\$400,660.18	\$450,660.18	\$770,754.83
					Total for Fund

Road & Bridge Pct #4	Beginning Balance	Deposit-Int	Transfer In	Transfer Out	Ending Balance
First Natl Bank - Santo Dated 3/21/2018 Due 3/21/2023 12 months CD # 22796 Rate 0.35%	\$500,733.99	\$91.23	\$0.00	\$500,825.22	\$0.00
Simmons Bank Dated 9/10/2019 Money Market Account #1424	\$539,466.68	\$2,227.16	\$500,825.22	\$50,000.00	\$992,519.06
	\$1,040,200.67	\$2,318.39	\$500,825.22	\$550,825.22	\$992,519.06
					Total for Fund

County Clerk Preservation Records	Beginning Balance	Deposit-Int	Transfer In	Transfer Out	Ending Balance
First Natl Bank - Santo Dated 3/21/2018 Due 3/21/2023 12 months CD # 22797 Rate 0.35%	\$450,660.59	\$82.11	\$0.00	\$450,742.70	\$0.00
Simmons Bank Dated 9/10/2019 Money Market Account #1300	\$224,048.31	\$1,379.85	\$450,742.70	\$0.00	\$676,170.86
	\$674,708.90	\$1,461.96	\$450,742.70	\$450,742.70	\$676,170.86
					Total for Fund

Palo Pinto Courthouse Security Fee Fund	Beginning Balance	Deposit-Int	Transfer In	Transfer Out	Ending Balance
Simmons Bank Dated 9/10/2019 Money Market Account #1319	\$37,223.24	\$91.38	\$0.00	\$0.00	\$37,314.62
	\$37,223.24	\$91.38	\$0.00	\$0.00	\$37,314.62
					Total for Fund

Capital Projects (Dempse)	Beginning Balance	Deposit-Int	Transfer In	Transfer Out	Ending Balance
Simmons Bank Dated 9/10/2019 Money Market Account #1602	\$338,601.48	\$831.20	\$0.00	\$0.00	\$339,432.68
	\$338,601.48	\$831.20	\$0.00	\$0.00	\$339,432.68
					Total for Fund

Capital Improvements Fund	Beginning Balance	Deposit-Int	Transfer In	Transfer Out	Ending Balance
Simmons Bank Dated 9/10/2019 Money Market Account #1297	\$415,433.14	\$1,019.81	\$0.00	\$0.00	\$416,452.95
	\$415,433.14	\$1,019.81	\$0.00	\$0.00	\$416,452.95
					Total for Fund

29th Judicial District CSCD	Beginning Balance	Deposit-Int	Transfer In	Transfer Out	Ending Balance
Simmons Bank Dated 9/10/2019 Money Market Account #1270	\$199,719.82	\$490.27	\$0.00	\$0.00	\$200,210.09
	\$199,719.82	\$490.27	\$0.00	\$0.00	\$200,210.09
					Total for Fund

Juvenile Probation Fund	Beginning Balance	Deposit-Int	Transfer In	Transfer Out	Ending Balance
Simmons Bank Dated 9/10/2019 Money Market Account #1351	\$0.00	\$0.00	\$0.00	\$0.00	\$0.00
	\$0.00	\$0.00	\$0.00	\$0.00	\$0.00
Total for Fund					

Hotel Tax Fund	Beginning Balance	Deposit-Int	Transfer In	Transfer Out	Ending Balance
Simmons Bank Dated 9/10/2019 Money Market Account #1343	\$21,262.27	\$52.19	\$0.00	\$0.00	\$21,314.46
	\$21,262.27	\$52.19	\$0.00	\$0.00	\$21,314.46
Total for Fund					

District Clerk Preservation Records	Beginning Balance	Deposit-Int	Transfer In	Transfer Out	Ending Balance
Simmons Bank Dated 9/10/2019 Money Market Account #1327	\$66,929.13	\$164.30	\$0.00	\$0.00	\$67,093.43
	\$66,929.13	\$164.30	\$0.00	\$0.00	\$67,093.43
Total for Fund					

Palo Pinto County Preservation Records	Beginning Balance	Deposit-Int	Transfer In	Transfer Out	Ending Balance
Simmons Bank Dated 9/10/2019 Money Market Account #1378	\$77,225.92	\$189.57	\$0.00	\$0.00	\$77,415.49
	\$77,225.92	\$189.57	\$0.00	\$0.00	\$77,415.49
Total for Fund					

Sheriff Forfeiture Fund	Beginning Balance	Deposit-Int	Transfer In	Transfer Out	Ending Balance
Simmons Bank Dated 9/10/2019 Money Market Account #1432	\$35,699.16	\$87.63	\$0.00	\$0.00	\$35,786.79
	\$35,699.16	\$87.63	\$0.00	\$0.00	\$35,786.79
Total for Fund					

Technology Fund	Beginning Balance	Deposit-Int	Transfer In	Transfer Out	Ending Balance
Simmons Bank Dated 9/10/2019 Money Market Account #1440	\$82,374.31	\$202.21	\$0.00	\$0.00	\$82,576.52
	\$82,374.31	\$202.21	\$0.00	\$0.00	\$82,576.52
Total for Fund					

Law Library Fund	Beginning Balance	Deposit-Int	Transfer In	Transfer Out	Ending Balance
Simmons Bank Dated 7/1/2020 Money Market Account #8812	\$91,196.89	\$223.87	\$0.00	\$0.00	\$91,420.76
	\$91,196.89	\$223.87	\$0.00	\$0.00	\$91,420.76
Total for Fund					

\$18,938,702.94

Quarterly Investment Report for September 2022

General Fund	Beginning Balance	Deposit-Int	Transfer In	Transfer Out	Ending Balance
First Natl Bank - Santo Dated 3/21/2018 Due 3/21/2023 12 months CD # 22792 Rate 0.35%	\$8,007,059.62	\$6,528.06	\$0.00	\$8,013,587.68	\$0.00
Simmons Bank Dated 9/10/2019 Money Market Account #1335	\$8,945,154.47	\$48,159.63	\$8,004,382.20	\$3,650,000.00	\$13,347,696.30
	\$16,952,214.09	\$54,687.69	\$8,004,382.20	\$11,663,587.68	\$13,347,696.30
					Total for Fund

Road & Bridge Pct #1	Beginning Balance	Deposit-Int	Transfer In	Transfer Out	Ending Balance
First Natl Bank - Santo Dated 3/21/2018 Due 3/21/2023 12 months CD # 22793 Rate 0.35%	\$275,242.67	\$211.20	\$0.00	\$275,453.87	\$0.00
Simmons Bank Dated 9/10/2019 Money Market Account #1394	\$515,715.30	\$3,371.65	\$275,453.87	\$60,000.00	\$734,540.82
	\$790,957.97	\$3,582.85	\$275,453.87	\$335,453.87	\$734,540.82
					Total for Fund

Road & Bridge Pct #2	Beginning Balance	Deposit-Int	Transfer In	Transfer Out	Ending Balance
First Natl Bank - Santo Dated 3/21/2018 Due 3/21/2023 12 months CD # 22794 Rate 0.35%	\$700,617.72	\$537.59	\$0.00	\$701,155.31	\$0.00
Simmons Bank Dated 9/10/2019 Money Market Account #1408	\$597,602.00	\$4,245.97	\$701,155.31	\$255,000.00	\$1,048,003.28
	\$1,298,219.72	\$4,783.56	\$701,155.31	\$956,155.31	\$1,048,003.28
					Total for Fund

Road & Bridge Pct #3	Beginning Balance	Deposit-Int	Transfer In	Transfer Out	Ending Balance
First Natl Bank - Santo Dated 3/21/2018 Due 3/21/2023 12 months CD # 22795 Rate 0.35%	\$400,352.98	\$307.20	\$0.00	\$400,660.18	\$0.00
Simmons Bank Dated 9/10/2019 Money Market Account #1416	\$526,733.92	\$3,360.73	\$400,660.18	\$160,000.00	\$770,754.83
	\$927,086.90	\$3,667.93	\$400,660.18	\$560,660.18	\$770,754.83
					Total for Fund

Road & Bridge Pct #4	Beginning Balance	Deposit-Int	Transfer In	Transfer Out	Ending Balance
First Natl Bank - Santo Dated 3/21/2018 Due 3/21/2023 12 months CD # 22796 Rate 0.35%	\$500,441.23	\$383.99	\$0.00	\$500,825.22	\$0.00
Simmons Bank Dated 9/10/2019 Money Market Account #1424	\$647,425.90	\$4,267.94	\$500,825.22	\$160,000.00	\$992,519.06
	\$1,147,867.13	\$4,651.93	\$500,825.22	\$660,825.22	\$992,519.06
					Total for Fund

County Clerk Preservation Records	Beginning Balance	Deposit-Int	Transfer In	Transfer Out	Ending Balance
First Natl Bank - Santo Dated 3/21/2018 Due 3/21/2023 12 months CD # 22797 Rate 0.35%	\$450,397.10	\$345.60	\$0.00	\$450,742.70	\$0.00
Simmons Bank Dated 9/10/2019 Money Market Account #1300	\$223,268.29	\$2,159.87	\$450,742.70	\$0.00	\$676,170.86
	\$673,665.39	\$2,505.47	\$450,742.70	\$450,742.70	\$676,170.86
					Total for Fund

Palo Pinto Courthouse Security Fee Fund	Beginning Balance	Deposit-Int	Transfer In	Transfer Out	Ending Balance
Simmons Bank Dated 9/10/2019 Money Market Account #1319	\$76,957.06	\$357.56	\$0.00	\$40,000.00	\$37,314.62
	\$76,957.06	\$357.56	\$0.00	\$40,000.00	\$37,314.62
					Total for Fund

Capital Projects (Dempse)	Beginning Balance	Deposit-Int	Transfer In	Transfer Out	Ending Balance
Simmons Bank Dated 9/10/2019 Money Market Account #1602	\$337,422.65	\$2,010.03	\$0.00	\$0.00	\$339,432.68
	\$337,422.65	\$2,010.03	\$0.00	\$0.00	\$339,432.68
					Total for Fund

Capital Improvements Fund	Beginning Balance	Deposit-Int	Transfer In	Transfer Out	Ending Balance
Simmons Bank Dated 9/10/2019 Money Market Account #1297	\$413,986.83	\$2,466.12	\$0.00	\$0.00	\$416,452.95
	\$413,986.83	\$2,466.12	\$0.00	\$0.00	\$416,452.95
					Total for Fund

29th Judicial District CSCD	Beginning Balance	Deposit-Int	Transfer In	Transfer Out	Ending Balance
Simmons Bank Dated 9/10/2019 Money Market Account #1270	\$199,024.50	\$1,185.59	\$0.00	\$0.00	\$200,210.09
	\$199,024.50	\$1,185.59	\$0.00	\$0.00	\$200,210.09
					Total for Fund

Juvenile Probation Fund	Beginning Balance	Deposit-Int	Transfer In	Transfer Out	Ending Balance
Simmons Bank Dated 9/10/2019 Money Market Account #1351	\$12.85	\$0.00	\$0.00	\$12.85	\$0.00
	\$12.85	\$0.00	\$0.00	\$12.85	\$0.00
Total for Fund					

Hotel Tax Fund	Beginning Balance	Deposit-Int	Transfer In	Transfer Out	Ending Balance
Simmons Bank Dated 9/10/2019 Money Market Account #1343	\$21,188.24	\$126.22	\$0.00	\$0.00	\$21,314.46
	\$21,188.24	\$126.22	\$0.00	\$0.00	\$21,314.46
Total for Fund					

District Clerk Preservation Records	Beginning Balance	Deposit-Int	Transfer In	Transfer Out	Ending Balance
Simmons Bank Dated 9/10/2019 Money Market Account #1327	\$66,696.12	\$397.31	\$0.00	\$0.00	\$67,093.43
	\$66,696.12	\$397.31	\$0.00	\$0.00	\$67,093.43
Total for Fund					

Palo Pinto County Preservation Records	Beginning Balance	Deposit-Int	Transfer In	Transfer Out	Ending Balance
Simmons Bank Dated 9/10/2019 Money Market Account #1378	\$76,957.06	\$458.43	\$0.00	\$0.00	\$77,415.49
	\$76,957.06	\$458.43	\$0.00	\$0.00	\$77,415.49
Total for Fund					

Sheriff Forfeiture Fund	Beginning Balance	Deposit-Int	Transfer In	Transfer Out	Ending Balance
Simmons Bank Dated 9/10/2019 Money Market Account #1432	\$35,574.87	\$211.92	\$0.00	\$0.00	\$35,786.79
	\$35,574.87	\$211.92	\$0.00	\$0.00	\$35,786.79
Total for Fund					

Technology Fund	Beginning Balance	Deposit-Int	Transfer In	Transfer Out	Ending Balance
Simmons Bank Dated 9/10/2019 Money Market Account #1440	\$82,087.53	\$488.99	\$0.00	\$0.00	\$82,576.52
	\$82,087.53	\$488.99	\$0.00	\$0.00	\$82,576.52
Total for Fund					

Law Library Fund	Beginning Balance	Deposit-Int	Transfer In	Transfer Out	Ending Balance
Simmons Bank Dated 7/1/2020 Money Market Account #8812	\$90,879.39	\$541.37	\$0.00	\$0.00	\$91,420.76
	\$90,879.39	\$541.37	\$0.00	\$0.00	\$91,420.76
Total for Fund					

\$18,938,702.94



3 October 2022

PALO PINTO COUNTY
P.O. Box 75
Palo Pinto, TX 76484

COLLATERAL REPORT as of: 30 September 2022

Pledgee Code: PC

Demand Deposit Balance: \$29,611,965.47

C.D. Balance \$120,169.67

Amount in Excess of FDIC Ins: \$29,361,965.47

Required Pledge Amount: \$32,298,162.02

See attached detail report for amount and description of securities pledged to account.

Total Pledged Par Amount: \$38,824,885.00

Total Collateral Market Value*: \$34,203,292.00

Total Other Collateral: \$ 0.00

**Prices were obtained within five (5) days of the date of this report.*

FDIC Insurance is calculated by FDIC rules

- Pricing supplied by various third party sources including INTERACTIVE DATA and BLOOMBERG INFORMATION SERVICES. Certain infrequently traded Municipal Securities may be priced by utilizing a pricing matrix derived from the current Municipal yield curve.*
- Prices provided are indications only, and although derived from sources we believe reliable, they are not considered all-inclusive.*

All securities are held at Raymond James.

Reportfolio

Simmons First National Bank, Pine Bluff, AR

Published: 10/3/2022 11:18:14 AM

Management Report

Pledged To: PALO PINTO COUNTY

Section V-C

Date: 30-Sep-22

Page: 467

Safekeeping

Code	Cusip Trans#	Description Maturity Prerefund	Pool Coupon	Moody StdPoor	Original Face Pledged Percent	Pledged Original Face Value	Pledged Par Value	Pledged Book Value	Pledged Market Value
FHLT	3133GEHF8 623838202108171	FHLMC Pool #QN7430 8/1/2036	QN7430 2.000		\$45,902,243.00 87.14%	\$40,000,000.00	\$34,861,120.80	\$36,253,337.23	\$30,775,746.06
FHLB TOPEKA		AFS							
FHLT	3140QHMH5 674366202207071	FNMA Pool #CA9359 3/1/2041	CA9359 2.500		\$45,000,000.00 2.48%	\$1,115,000.00	\$957,659.22	\$929,410.49	\$828,107.08
FHLB TOPEKA		HTM							
FHLT	3140QHMH5 674366202207071	FNMA Pool #CA9359 3/1/2041	CA9359 2.500		\$45,000,000.00 7.78%	\$3,500,000.00	\$3,006,105.17	\$2,917,432.02	\$2,599,439.26
FHLB TOPEKA		HTM							
<u>3 MBS - Fixed Rate</u>						<u>\$44,615,000.00</u>	<u>\$38,824,885.19</u>	<u>\$40,100,179.74</u>	<u>\$34,203,292.39</u>
<u>Total Pledged</u>	<u>3</u>	<u>To: PC</u>	<u>PALO PINTO COUNTY</u>			<u>\$44,615,000.00</u>	<u>\$38,824,885.19</u>	<u>\$40,100,179.74</u>	<u>\$34,203,292.39</u>
		\$0.00	Munis with Maturity Under 2 Years		\$0.00	Other securities with Stated Maturity Under 2 Years			
		\$0.00	Munis with Maturity Over 2 Years		\$38,824,885.19	Other securities with Stated Maturity Over 2 Years			

** If no data is shown, then there are no pledges for the current period.

We, the undersigned County Judge and Commissioners in and for Palo Pinto County, County Treasurer's Monthly Report and Quarterly Investment Report for **September 2022** filed with us on the 27th day of December 2022, and have found the same to be correct and in due order and that the total of all funds held by the County Treasurer, as well as other assets in her hands is the sum of \$27,789,669.18.

WITNESS OUR HANDS, officially, this 27th day of December 2022.




COUNTY JUDGE




COMMISSIONER PRECINCT NO. 1



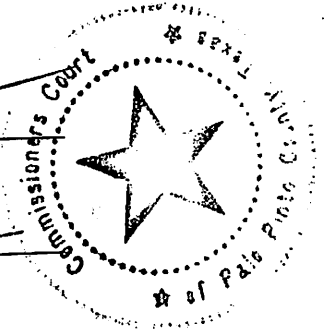
COMMISSIONER PRECINCT NO. 2



COMMISSIONER PRECINCT NO. 3



COMMISSIONER PRECINCT NO. 4



SWORN TO AND SUBSCRIBED BEFORE ME, County Judge and County Commissioners of said Palo Pinto County, each respectively, on this 27th day of December 2022.

BEFORE ME, the undersigned authority, on this day personally appeared Tanya Fallin, County Treasurer of Palo Pinto County, says that the within and foregoing report is true and correct.



COUNTY TREASURER

FILED FOR RECORD THIS 27th day of December 2022 and recorded
27th day of December 2022.



COUNTY CLERK